
















MIG/MAG Welding Torches



Gas cooled torches

Model	Handle Expert Mini	Handle Expert	Handle Expert Plus	Handle Compact	Page
					
TBi 150	■	□			4 ... 5
TBi 150 FX	■				4 ... 5
TBi 150 DR				■	4 ... 5
TBi 240	■	□			6 ... 7
TBi 240 DR				■	6 ... 7
TBi 250	■	□			8 ... 9
TBi 250 FX	■				8 ... 9
TBi 250 DR				■	8 ... 9
TBi 260		■			10 ... 11
TBi 360		■			12 ... 13
TBi 360 DR				■	12 ... 13
TBi 380			■		14 ... 15
TBi 3G	■				16 ... 17
TBi 3G DR	<i>„Classic Mini“</i>				16 ... 17
TBi 6G				■	18 ... 19
TBi 7G		■			20 ... 21
TBi 7G DR				■	20 ... 21
TBi 8G				■	22 ... 23
TBi XP 363 (-S DR, -L DR)		■			24 ... 25
TBi XP 463 (-S DR, -L DR)		■			24 ... 25
TBi MOG 50				■	26 ... 27
TBi MOG 70				■	28 ... 29
TBi Narrow Gap Equipment for TBi 240 / 260 / 360					30 ... 31

Water cooled torches

Model	Handle Expert	Handle Expert Plus	Handle Compact	Page
TBi 241				32 ... 33
TBi 351				34 ... 35
TBi 411				36 ... 37
TBi 411				38 ... 39
TBi 511				38 ... 39
TBi 7W				40 ... 41
TBi 8W				42 ... 43
TBi 511-CC with 2-circuit cooling				44 ... 45
TBi 7W-CC with 2-circuit cooling				46 ... 47
TBi 9W (S, L, Alu) with 2-circuit cooling				48 ... 49
TBi 9W-3C with 3-circuit cooling				50 ... 51
TBi 10W with 2-circuit cooling	<i>„Pistol-style handle“</i>			52 ... 53
TBi Narrow Gap Equipment for TBi 241 / 411 / 511-CC				54 ... 55



Technical data

Cooling method	gas cooled
Wire diameter	0.6 - 1.0 mm
Gas flow	10 l/min
Technical specification	according to IEC 60974-7

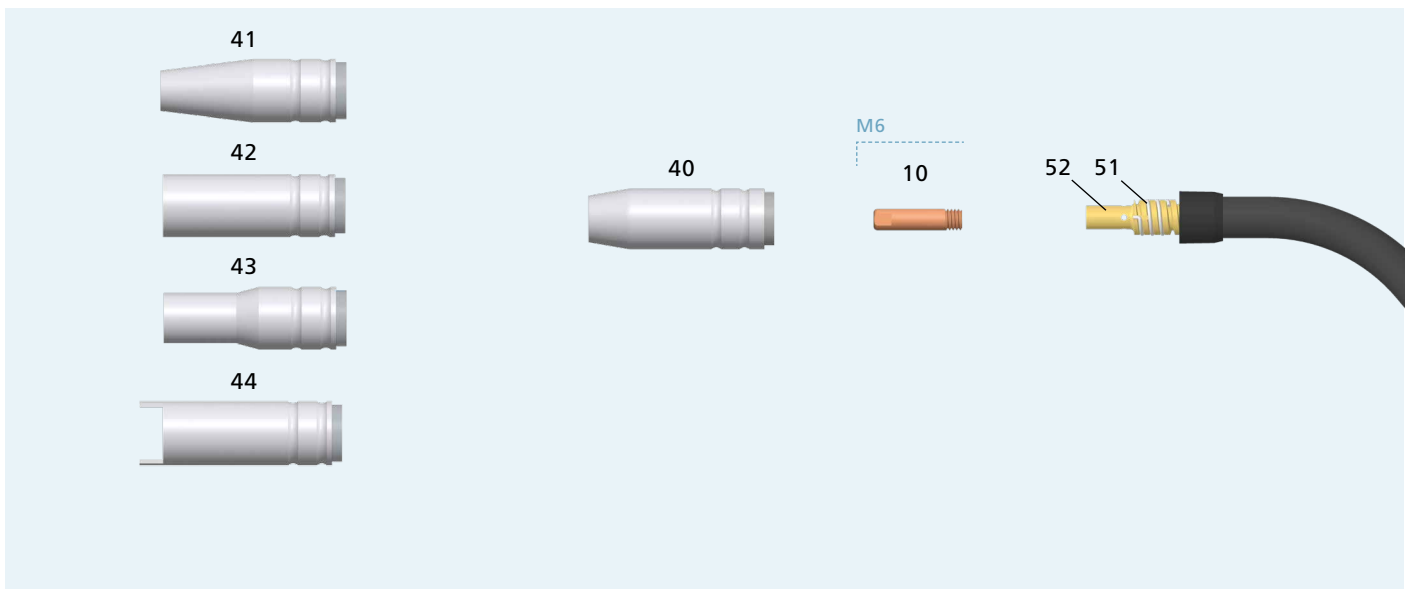
Ordering information for torches

Model	Rating at 60% duty cycle (10 min. cycle)		Adapter nut	Torch with Euro connector	Torch neck
	Mixed gas (M21)	CO ₂			
► TBi 150 Expert Mini	150	160	Basic	102P3510_0*	939P101S12
TBi 150 Expert Mini	150	160	Brass	102P7510_0*	939P101S12
TBi 150 FX Expert Mini	150	155	Brass	102P3510_F*	102P001021
TBi 150 Expert	150	170	Brass	102P7210_0*	939P101S02
TBi 150 Expert, long trigger	150	170	Brass	102P7L10_0*	939P101S02
TBi 150 DR, Compact, rotatable changeable neck	150	170	Brass	102P3413_D*	102P001029



Supplied equipped for steel wire Ø 0.8 mm. Liner blue (Ø 0.8 -1.0) mm.

► = Standard equipment

* At the blank, please insert suitable information for torch length, e.g. 3 for 3 m.




	Pos.	Description	PU	Part no.
Contact tips	▶ 10	M6x25, ECu	50	340P__1073*
	10	M6x25, CuCrZr	50	340P__3073*
	10	M6x25, Alu, ECu	50	341P__1073*
Gas nozzles	▶ 40	NW 12 mm, L= 54 mm, conical	10	345P012002
	40	NW 12 mm, conical, long insulation, L= 53 mm	10	345P012402
	41	NW 9.5 mm, conical, L= 53 mm	10	345P013002
	42	NW 16 mm, cylindrical, long insulation, L= 53 mm	10	345P011402
	43	NW 12.5 mm, bottle form, L= 53 mm	10	345P014002
	44	NW 16 mm, spot welding nozzle, long insulation L= 60 mm	10	345P015402
Spare parts	51	Nozzle spring TBi 150	10	102P002011
	52	Nozzle holder TBi 150 without spring	10	102P002037

Wire guides					
	Ø	colour	3 m	4 m	5 m
Liners for steel wire 	0.6 - 0.9	white	324P133834	324P133844	324P133854
	0.8 - 1.0	blue	▶ 324P154534	▶ 324P154544	▶ 324P154554
PTFE liners for aluminum and stainless steel wire 	0.8 - 1.0	blue	326P154035	326P154045	326P154055

▶ = Standard equipment

* At the blank, please insert suitable information for wire diameter, e.g. 08 for 0.8 mm.



Technical data

Cooling method	gas cooled
Wire diameter	0.8 - 1.2 mm
Gas flow	12 l/min
Technical specification	according to IEC 60974-7

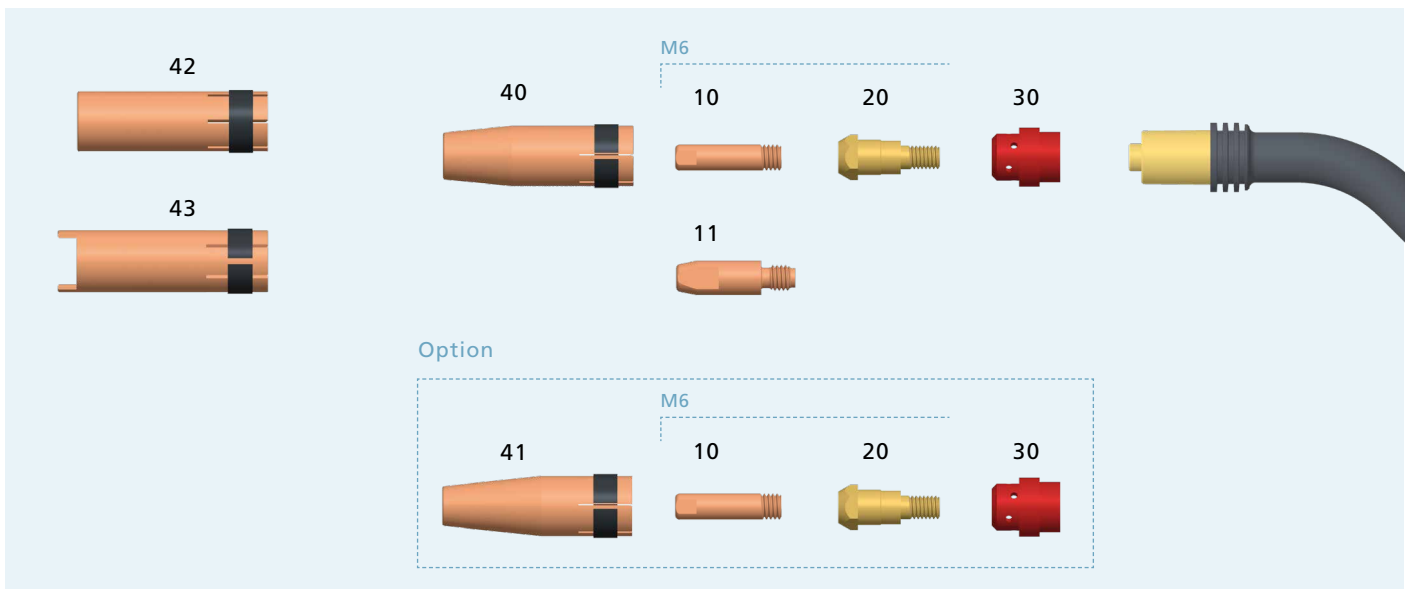
Ordering information for torches

Model	Rating at 60% duty cycle (10 min. cycle)		Torch with Euro connector	Torch neck
	Mixed gas (M21)	CO ₂		
► TBi 240 Expert Mini	210	210	112P3510_0*	105P001030
TBi 240 Expert	210	220	112P3210_0*	112P001013
TBi 240 Expert, long trigger	210	220	112P3L10_0*	112P001013
TBi 240 DR, Compact, swivell changeable neck	200	210	112P3413_D*	112P001024



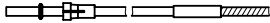
Supplied equipped for steel wire Ø 1.0 mm. Liner red (Ø 1.0 -1.2 mm).

► = Standard equipment

* At the blank, please insert suitable information for torch length, e.g. 3 for 3 m.



	Pos.	Description	PU	Part no.
Contact tips	▶ 10	M6x25, ECu	50	340P__1073*
	10	M6x25, CuCrZr	50	340P__3073*
	10	M6x25, Alu, ECu	50	341P__1073*
	11	M6x28, ECu	50	340P__1069*
	11	M6x28, CuCrZr	50	340P__3069*
	11	M6x28, Alu, ECu	50	341P__1069*
Tip holder	▶ 20	for contact tip M6	50	342P006012
Gas diffusor	▶ 30	Rubber, red	50	112P002019
	—	Thermoset, black	50	112P002024
	—	Ceramic	10	112P002021
Gas nozzles	▶ 40	NW 12.5 mm, L= 63.5 mm, conical	10	345P012012
	40	NW 12.5 mm, conical, Heavy Duty, L= 63.5 mm	10	345P012312
	41	NW 10 mm, conical, L= 63.5 mm, only for M6x25	10	345P013012
	42	NW 17 mm, cylindrical, L= 63.5 mm	10	345P011012
	42	NW 17 mm, cylindrical, Heavy Duty L= 63.5 mm	10	345P011312
	43	NW 17 mm, spot welding nozzle, L= 68 mm	10	345P015012

Wire guides		Ø	colour	3 m	4 m	5 m
Liners for steel wire 	0.8 - 1.0	blue	324P154534	324P154544	324P154554	
	1.0 - 1.2	red	▶ 324P204534	▶ 324P204544	▶ 324P204554	
PTFE liners for aluminum and stainless steel wire 	0.8 - 1.0	blue	326P154035	326P154045	326P154055	
	1.0 - 1.2	red	326P204035	326P204045	326P204055	
PA liners with bronze liner for aluminium 	0.8 - 1.0	anthracite	328P20403A	328P20404A	328P20405A	

▶ = Standard equipment

* At the blank, please insert suitable information for wire diameter, e.g. 08 for 0.8 mm.



Technical data

Cooling method	gas cooled
Wire diameter	0.8 - 1.2 mm
Gas flow	12 l/min
Technical specification	according to IEC 60974-7

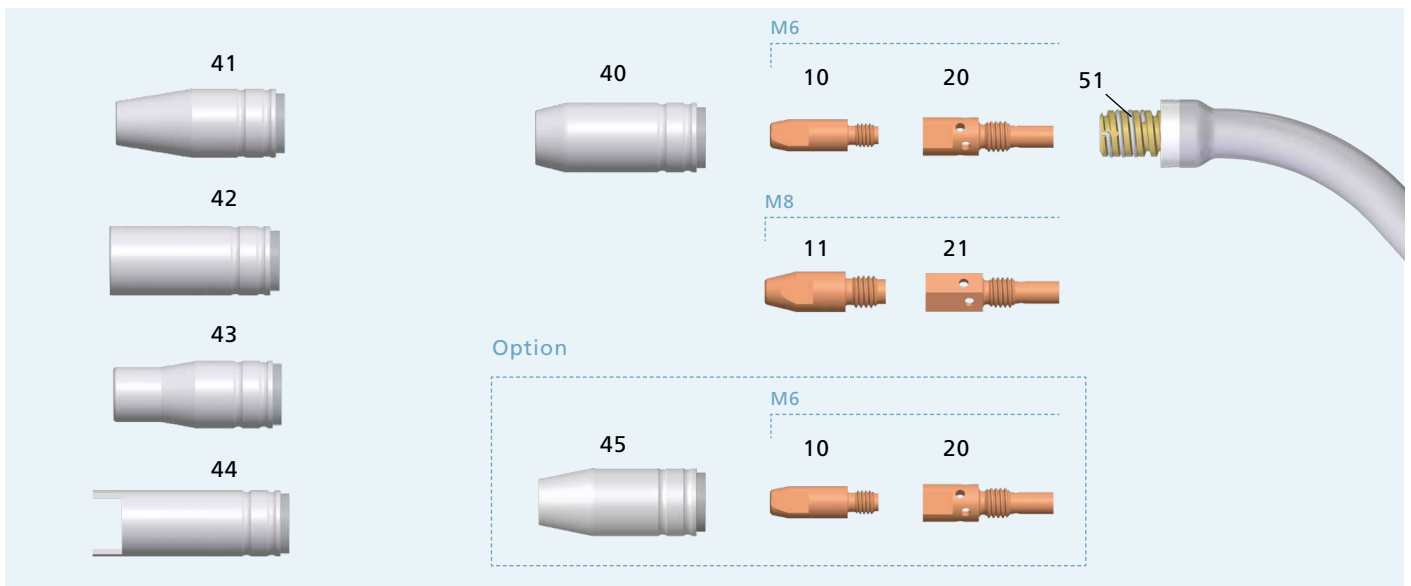
Ordering information for torches

Model	Rating at 60% duty cycle (10 min. cycle)		Adapter nut	Torch with Euro connector	Torch neck
	Mixed gas (M21)	CO ₂			
► TBi 250 Expert Mini	210	230	Basic	104P3510_0*	104P001050
TBi 250 Expert Mini	210	230	Brass	104P7510_0*	104P001050
TBi 250 FX Expert Mini	200	230	Brass	104P3510_F*	104P001031
TBi 250 Expert	200	230	Brass	104P7210_0*	104P001008
TBi 250 Expert	200	230	Basic	104P3210_0*	104P001008
TBi 250 Expert , long trigger	200	230	Brass	104P7L10_0*	104P001008
TBi 250 DR, Compact, swivell changeable neck	200	230	Brass	104P3413_D*	104P001038

Supplied equipped for steel wire Ø 1.0 mm. Liner red (Ø 1.0 -1.2 mm).

► = Standard equipment

* At the blank, please insert suitable information for torch length, e.g. 3 for 3 m.




	Pos.	Description	PU	Part no.
Contact tips	► 10	M6 x 28, ECu	50	340P__1069*
	10	M6 x 28, CuCrZr	50	340P__3069*
	10	M6 x 28, Alu, ECu	50	341P__1069*
	11	M8 x 30, ECu	50	340P__1262*
	11	M8 x 30, CuCrZr	50	340P__3262*
	11	M8 x 30, Alu, ECu	50	341P__1262*
Tip holder	► 20	for contact tip M6	50	342P006003
	21	for contact tip M8	50	342P008003
Gas nozzles	► 40	NW 15 mm, L= 56.8 mm, conical	10	345P012003
	40	NW 15 mm, conical, long insulation, L= 56.8 mm	10	345P012303
	41	NW 11 mm, conical, only for M6, L= 56.2 mm	10	345P013003
	42	NW 20 mm, cylindrical, long insulation, L= 56.2 mm	10	345P011303
	43	NW 14 mm, bottle form, L= 56.2 mm	10	345P014003
	43	NW 11 mm, bottle form, only for M6, L= 56.2 mm	10	345P014303
	44	NW 19 mm, spot welding nozzle, long insulation, L= 66.7 mm	10	345P015503
	45	NW 12.5 mm, conical, L= 56.8 mm	10	345P016003
Spare parts	51	Nozzle spring TBi 250	10	103P002006

Wire guides					
	Ø	colour	3 m	4 m	5 m
Liners for steel wire 	0.8 - 1.0	blue	324P154534	324P154544	324P154554
	1.0 - 1.2	red	► 324P204534	► 324P204544	► 324P204554
PTFE liners for aluminum and stainless steel wire 	0.8 - 1.0	blue	326P154035	326P154045	326P154055
	1.0 - 1.2	red	326P204035	326P204045	326P204055
PA liners with bronze liner for aluminium 	0.8 - 1.0	anthracite	328P20403A	328P20404A	328P20405A

► = Standard equipment

* At the blank, please insert suitable information for wire diameter, e.g. 08 for 0.8 mm.



Technical data

Cooling method	gas cooled
Wire diameter	1.0 - 1.2 mm
Gas flow	12 l/min
Technical specification	according to IEC 60974-7

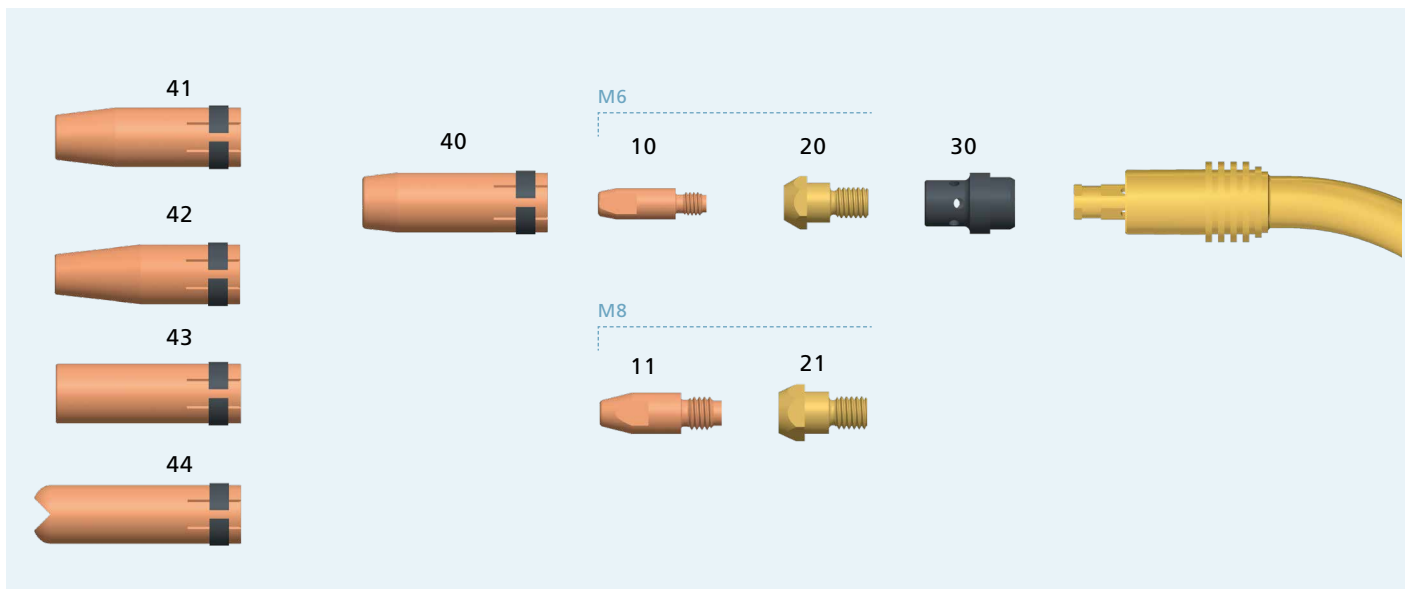
Ordering information for torches

Model	Rating at 60% duty cycle (10 min. cycle)		Torch with Euro connector	Torch neck
	Mixed gas (M21)	CO ₂		
► TBi 260 Expert	230	250	118P3210_0*	118P001020
TBi 260 Expert, long trigger	230	250	118P3L10_0*	118P001020

Supplied equipped for steel wire Ø 1.0 mm. Liner red (Ø 1.0 -1.2 mm).

► = Standard equipment

* At the blank, please insert suitable information for torch length, e.g. 3 for 3 m.



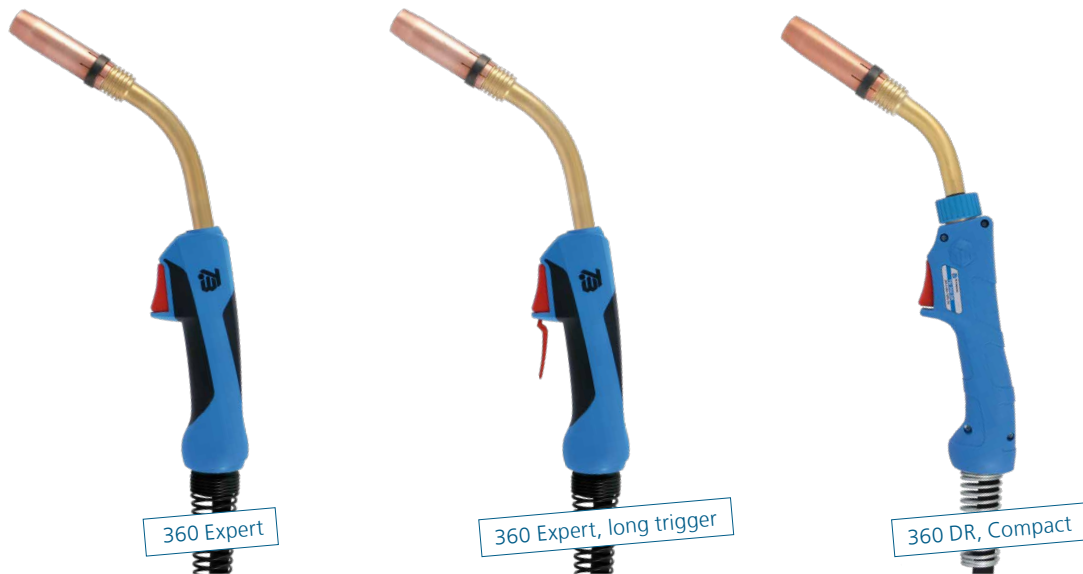
	Pos.	Description	PU	Part no.
Contact tips	► 10	M6x28, ECu	50	340P__1069*
	10	M6x28, CuCrZr	50	340P__3069*
	10	M6x28, Alu, ECu	50	341P__1069*
	11	M8x30, ECu	50	340P__1262*
	11	M8x30, CuCrZr	50	340P__3262*
	11	M8x30, Alu, ECu	50	341P__1262*
Tip holder	► 20	for contact tip M6	50	342P006018
	20	for contact tip M6, 3 mm longer version	50	342P006118
	21	for contact tip M8	50	342P008018
Gas diffusor	► 30	Thermoset, black	50	118P002021
Gas nozzles	► 40	NW 16 mm, conical, L= 75.5 mm	10	345P012030
	41	NW 14 mm, conical, L= 75.5 mm	10	345P013030
	42	NW 12 mm, conical, L= 75.5 mm, only for M6	10	345P016030
	43	NW 20 mm, cylindrical, L= 75.5 mm	10	345P011030
	44	NW 20 mm, spot welding nozzle, L= 85 mm	10	345P015030

Wire guides

	Ø	colour	3 m	4 m	5 m
Liners for steel wire 	1.0 - 1.2	red	► 324P204534	► 324P204544	► 324P204554
PTFE liners for aluminum and stainless steel wire 	1.0 - 1.2	red	326P204035	326P204045	326P204055
PA liners with bronze liner for aluminium 	0.8 - 1.0	anthracite	328P20403A	328P20404A	328P20405A

► = Standard equipment

* At the blank, please insert suitable information for wire diameter, e.g. 08 for 0.8 mm.



Technical data

Cooling method	gas cooled
Wire diameter	1.0 - 1.6 mm
Gas flow	16 l/min
Technical specification	according to IEC 60974-7

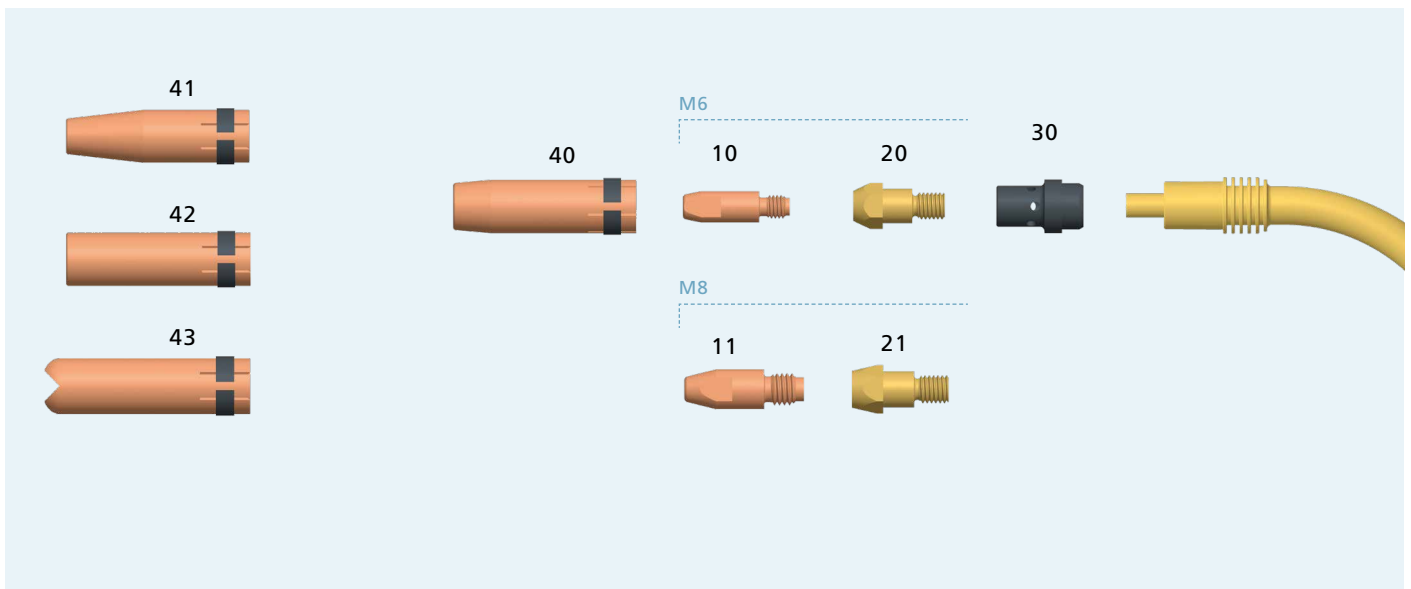
Ordering information for torches

Model	Rating at 60% duty cycle (10 min. cycle)		Torch with Euro connector	Torch neck
	Mixed gas (M21)	CO ₂		
► TBi 360 Expert	300	330	114P3210_0*	114P001001
TBi 360 Expert, long trigger	300	330	114P3L10_0*	114P001001
TBi 360 DR, Compact, swivell changeable neck	280	310	114P3413_D*	114P001015

Supplied equipped for steel wire Ø 1.2 mm. Liner red (Ø 1.0 -1.2 mm).

► = Standard equipment

* At the blank, please insert suitable information for torch length, e.g. 3 for 3 m.




	Pos.	Description	PU	Part no.
Contact tips	▶ 10	M6x28, ECu	50	340P__1069*
	10	M6x28, CuCrZr	50	340P__3069*
	10	M6x28, Alu, ECu	50	341P__1069*
	11	M8x30, ECu	50	340P__1262*
	11	M8x30, CuCrZr	50	340P__3262*
	11	M8x30, Alu, ECu	50	341P__1262*
Tip holder	▶ 20	for contact tip M6	50	342P006014
	20	for contact tip M6, 4 mm longer version	50	342P006114
	21	for contact tip M8	50	342P008014
	21	for contact tip M8, 6 mm longer version	50	342P008114
Gas diffusor	▶ 30	Thermoset, black	50	114P002007
	—	Ceramic	10	114P002005
	—	Thermoset HD, brown	10	114P002011
Gas nozzles	▶ 40	NW 16 mm, conical, L= 83.5 mm	10	345P012010
	41	NW 12 mm, conical, L= 83.5 mm	10	345P013010
	42	NW 20 mm, cylindrical, L= 83.5 mm	10	345P011010
	43	NW 20 mm, spot welding nozzle, L= 90 mm	10	345P015010

Wire guides	Ø	colour	3 m	4 m	5 m
Liners for steel wire 	1.0 - 1.2	red	▶ 324P204534	▶ 324P204544	▶ 324P204554
	1.2 - 1.6	yellow	324P254534	324P254544	324P254554
PTFE liners for aluminum and stainless steel wire 	1.0 - 1.2	red	326P204035	326P204045	326P204055
	1.2 - 1.6	yellow	326P274735	326P274745	326P274755
PA liners with bronze liner for aluminium 	0.8 - 1.0	anthracite	328P20403A	328P20404A	328P20405A
	1.2 - 1.6	anthracite	328P23473A	328P23474A	328P23475A

▶ = Standard equipment

* At the blank, please insert suitable information for wire diameter, e.g. 08 for 0.8 mm.



Technical data

Cooling method	gas cooled
Wire diameter	1.2 - 1.6 mm
Gas flow	14 l/min
Technical specification	according to IEC 60974-7

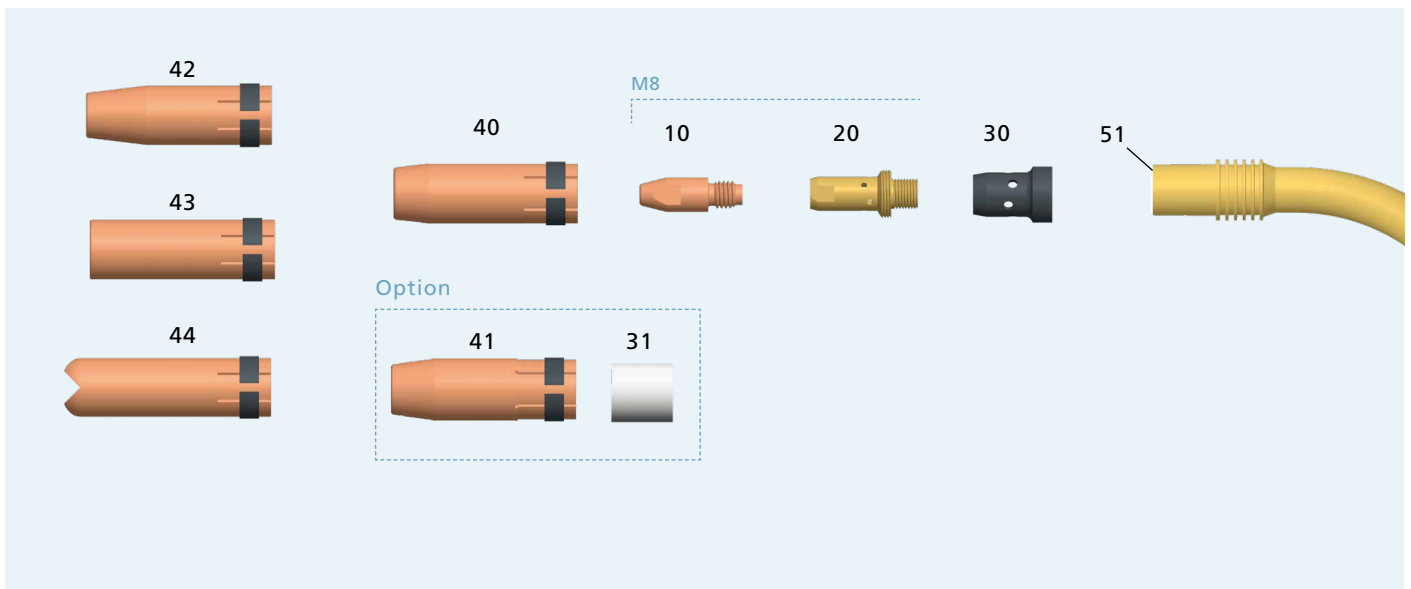
Ordering information for torches

Model	Rating at 60% duty cycle (10 min. cycle)		Torch with Euro connector	Torch neck
	Mixed gas (M21)	CO ₂		
► TBi 380 Expert Plus	360	380	917P3313_0*	917P001001



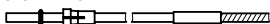
Supplied equipped for steel wire Ø 1.2 mm. Liner red (Ø 1.0 -1.2 mm).

► = Standard equipment

* At the blank, please insert suitable information for torch length, e.g. 3 for 3 m.



	Pos.	Description	PU	Part no.
Contact tips	▶ 10	M8x30, ECu	50	340P__1262*
	10	M8x30, CuCrZr	50	340P__3262*
	10	M8x30, Alu, ECu	50	341P__1262*
Tip holder	▶ 20	for contact tip M8	10	342P054884
Gas diffuser, Nozzle insulator	▶ 30	Thermoset, black	50	130P002026
	—	Ceramic	10	130P002019
	31	Glas fiber	10	346P054860
Gas nozzles	▶ 40	NW 16 mm, conical, L= 75.5 mm	10	345P012030
	41	NW 16 mm, conical, L= 75.5 mm, Heavy Duty	10	345P012032
	42	NW 14 mm, conical, L= 75.5 mm	10	345P013030
	43	NW 20 mm, cylindrical, L= 75.5 mm	10	345P011030
	44	NW 20 mm, spot welding nozzle, L= 85 mm	10	345P015030
Spare parts	51	Insulating washer	10	130P002004
	—	Insulating washer, glas fiber	10	130P002007

Wire guides	Ø	colour	3 m	4 m	5 m
Liners for steel wire 	1.0 - 1.2	red	▶ 324P204534	▶ 324P204544	▶ 324P204554
	1.2 - 1.6	yellow	324P254534	324P254544	324P254554
PTFE liners for aluminum and stainless steel wire 	1.0 - 1.2	red	326P204035	326P204045	326P204055
	1.2 - 1.6	yellow	326P274735	326P274745	326P274755
PA liners with bronze liner for aluminium 	0.8 - 1.0	anthracite	328P20403A	328P20404A	328P20405A
	1.2 - 1.6	anthracite	328P23473A	328P23474A	328P23475A

▶ = Standard equipment

* At the blank, please insert suitable information for wire diameter, e.g. 08 for 0.8 mm.



Technical data

Cooling method	gas cooled
Wire diameter	0.8 - 1.2 mm
Gas flow	10 l/min
Technical specification	according to IEC 60974-7

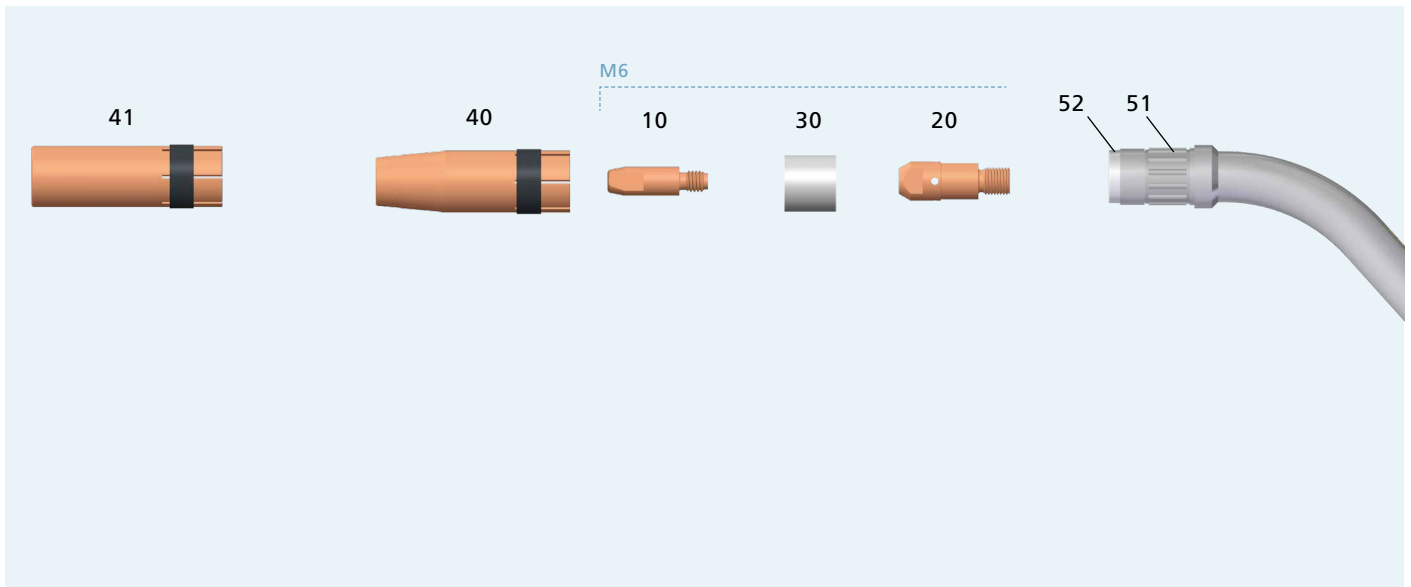
Ordering information for torches

Model	Rating at 60% duty cycle (10 min. cycle)		Torch with Euro connector	Torch neck
	Mixed gas (M21)	CO ₂		
▶ TBi 3G Expert Mini	180	200	117P3510_0*	117P001001
TBi 3G DR, swivell changeable neck	180	200	117P3113_D*	117P101010



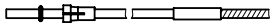
Supplied equipped for steel wire Ø 1.0 mm. Liner red (Ø 1.0 -1.2 mm).

▶ = Standard equipment

* At the blank, please insert suitable information for torch length, e.g. 3 for 3 m.



	Pos.	Description	PU	Part no.
Contact tips	▶ 10	M6x28, ECu	50	340P__1069*
	10	M6x28, CuCrZr	50	340P__3069*
	10	M6x28, Alu, ECu	50	341P__1069*
Tip holder	▶ 20	for contact tip M6, CuCrZr	10	342P006117
Nozzle insulator	▶ 30	Glas fiber	10	346P012117
Gas nozzles	▶ 40	NW 12.5 mm, conical, L= 63.5 mm, with nozzle insulator	10	345P012117
	41	NW 17 mm, cylindrical, L= 63.5 mm, with nozzle insulator	10	345P011117
Spare parts	51	Clamping ring	10	110P102016
	52	Insulator	10	117P102006

Wire guides	Ø	colour	3 m	4 m	5 m
Liners for steel wire 	0.8 - 1.0	blue	324P154534	324P154544	324P154554
	1.0 - 1.2	red	▶ 324P204534	▶ 324P204544	▶ 324P204554
PTFE liners for aluminum and stainless steel wire 	0.8 - 1.0	blue	326P154035	326P154045	326P154055
	1.0 - 1.2	red	326P204035	326P204045	326P204055
PA liners with bronze liner for aluminium 	0.8 - 1.0	anthracite	328P20403 A	328P20404 A	328P20405 A

▶ = Standard equipment

* At the blank, please insert suitable information for wire diameter, e.g. 08 for 0.8 mm.



Technical data

Cooling method	gas cooled
Wire diameter	1.0 - 1.6 mm
Gas flow	15 l/min
Technical specification	according to IEC 60974-7

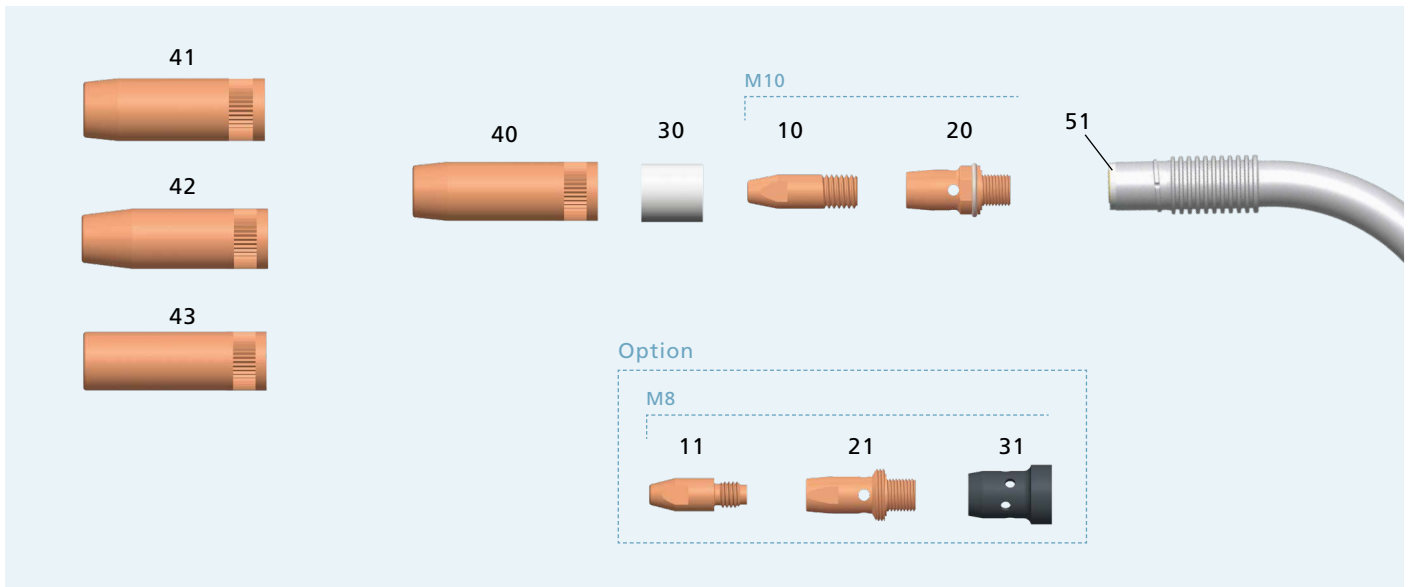
Ordering information for torches

Model	Rating at 60% duty cycle (10 min. cycle)		Torch with Euro connector	Torch neck
	Mixed gas (M21)	CO ₂		
TBi 6G	350	380	165P3423_0*	165P101020

Supplied equipped for steel wire Ø 1.2 mm. Liner yellow (Ø 1.2 -1.6 mm).

► = Standard equipment

* At the blank, please insert suitable information for torch length, e.g. 3 for 3 m.

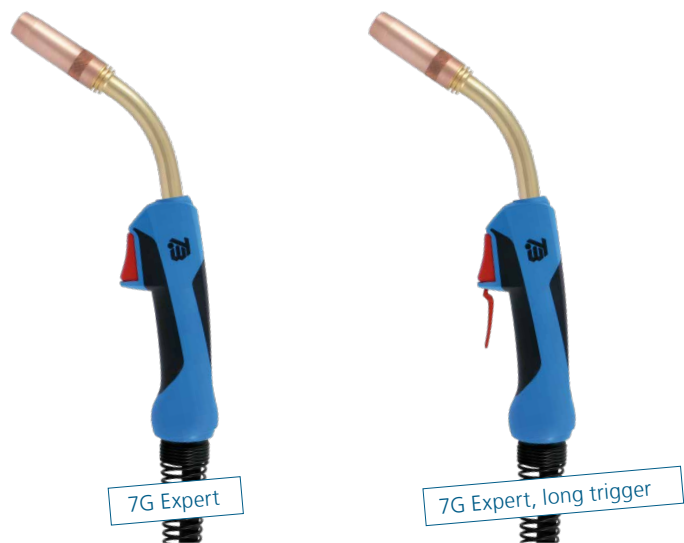


	Pos.	Description	PU	Part no.
Contact tips	► 10	M10x33, ECU	50	340P__1402*
	10	M10x33, CuCrZr	50	343P__3402*
	11	M8x30, ECU	50	340P__1262*
	11	M8x30, CuCrZr	50	340P__3262*
	11	M8x30, Alu, ECU	50	341P__1262*
Tip holder	► 20	for contact tip M10, CuCrZr	50	342P010065
	21	for contact tip M8, CuCrZr	50	342P008065
Nozzle insulator, Gas diffuser	► 30	Glass fiber	10	346P054860
	31	Thermoset, black	50	130P002026
	—	Thermoset HD, brown	10	130P002031
	—	Ceramic	10	130P002019
Gas nozzles	► 40	NW 16 mm, conical, L= 75.5 mm	5	345P022171
	41	NW 16 mm, conical, L= 75.5 mm, HD	5	345P022271
	42	NW 14 mm, conical, L= 75.5 mm	5	345P023171
	43	NW 19 mm, cylindrical, L= 75.5 mm	5	345P021171
Spare parts	51	Insulating washer	10	130P002003

Wire guides	Ø	colour	3 m	4 m	5 m
Liners for steel wire 	1.0 - 1.2	red	324P204534	324P204544	324P204554
	1.2 - 1.6	yellow	► 324P254534	► 324P254544	► 324P254554
PTFE liners for aluminum and stainless steel wire 	1.0 - 1.2	red	326P204035	326P204045	326P204055
	1.2 - 1.6	yellow	326P274735	326P274745	326P274755
PA liners with bronze liner for aluminium 	0.8 - 1.0	anthracite	328P20403A	328P20404A	328P20405A
	1.2 - 1.6	anthracite	328P23473A	328P23474A	328P23475A

► = Standard equipment

* At the blank, please insert suitable information for wire diameter, e.g. 08 for 0.8 mm.



Technical data

Cooling method	gas cooled
Wire diameter	1.0 - 1.6 mm
Gas flow	16 l/min
Technical specification	according to IEC 60974-7

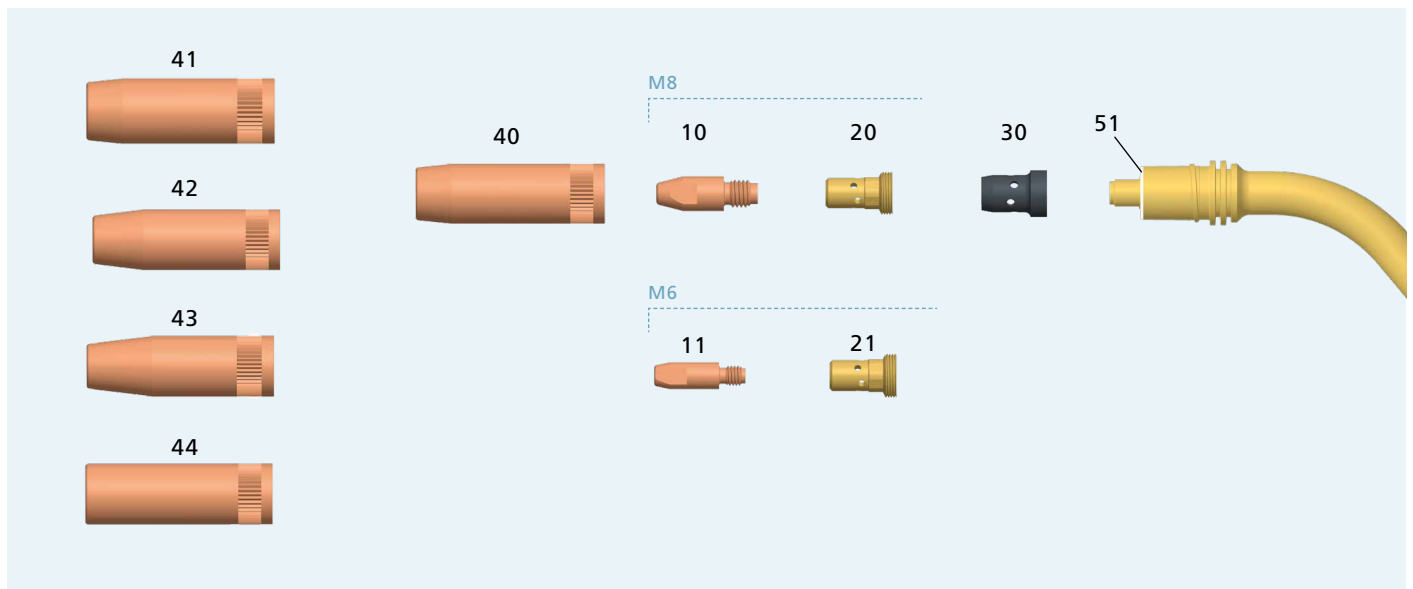
Ordering information for torches

Model	Rating at 60% duty cycle (10 min. cycle)		Torch with Euro connector	Torch neck
	Mixed gas (M21)	CO ₂		
► TBi 7G Expert	310	340	166P3220_0*	166P101140
TBi 7G Expert, long trigger	310	340	166P3L20_0*	166P101140

Supplied equipped for steel wire Ø 1.0 mm. Liner red (Ø 1.0 -1.2 mm).

► = Standard equipment

* At the blank, please insert suitable information for torch length, e.g. 3 for 3 m.



	Pos.	Description	PU	Part no.
Contact tips	► 10	M8x30, ECu	50	340P__1262*
	10	M8x30, CuCrZr	50	340P__3262*
	10	M8x30, Alu, ECu	50	341P__1262*
	11	M6x28, ECu	50	340P__1069*
	11	M6x28, CuCrZr	50	340P__3069*
	11	M6x28, Alu, ECu	50	341P__1069*
Tip holder	► 20	for contact tip M8	50	342P008033
	20	for contact tip M8, 4 mm longer version	50	342P008133
	—	for contact tip M8, CuCrZr	10	342P008171
	21	for contact tip M6	50	342P006033
	21	for contact tip M6, 4 mm longer version	50	342P006133
Gas diffuser	► 30	Thermoset, black	50	130P002026
	—	Ceramic	10	130P002019
Gas nozzles	► 40	NW 16 mm, conical, L= 75.5 mm	5	345P022171
	41	NW 16 mm, conical, L= 75.5 mm, Heavy Duty	5	345P022271
	42	NW 14 mm, conical, L= 75.5 mm	5	345P023171
	43	NW 12 mm, conical, L= 75.5 mm, only for M6	5	345P026171
	44	NW 19 mm, cylindrical, L= 75.5 mm	5	345P021171
Spare parts	51	Insulating washer	10	130P002004
	—	Insulating washer, glas fiber	10	130P002007

Wire guides	Ø	colour	3 m	4 m	5 m
Liners for steel wire	1.0 - 1.2	red	► 324P204534	► 324P204544	► 324P204554
	1.2 - 1.6	yellow	324P254534	324P254544	324P254554
PTFE liners for aluminum and stainless steel wire	1.0 - 1.2	red	326P204035	326P204045	326P204055
	1.2 - 1.6	yellow	326P274735	326P274745	326P274755
PA liners with bronze liner for aluminium	0.8 - 1.0	anthracite	328P20403A	328P20404A	328P20405A
	1.2 - 1.6	anthracite	328P23473A	328P23474A	328P23475A

► = Standard equipment

* At the blank, please insert suitable information for wire diameter, e.g. 08 for 0.8 mm.



Technical data

Cooling method	gas cooled
Wire diameter	1.6 - 3.2 mm
Gas flow	28 l/min
Technical specification	according to IEC 60974-7

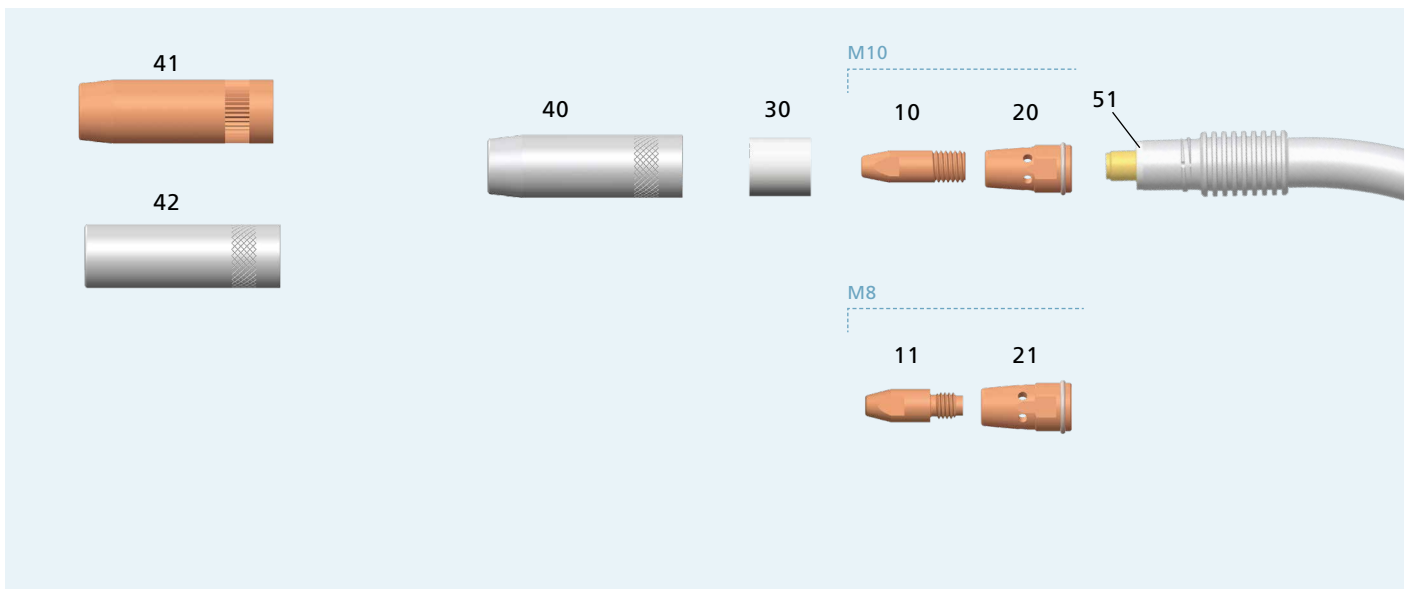
Ordering information for torches

Model	Rating at 60% duty cycle (10 min. cycle)		Torch with Euro connector	Torch neck
	Mixed gas (M21)	CO ₂		
TBi 8G	400	430	163P3Y23_0*	163P101008



Supplied equipped for steel wire Ø 1.6 mm. Liner black (Ø 1.6 - 2.4 mm).

► = Standard equipment

* At the blank, please insert suitable information for torch length, e.g. 3 for 3 m.



	Pos.	Description	PU	Part no.
Contact tips	▶ 10	M10x33, ECu	50	340P__1402*
	10	M10x33, CuCrZr	10	343P__3402*
	11	M8x30, ECu	50	340P__1262*
	11	M8x30, CuCrZr	50	340P__3262*
	11	M8x30, Alu, ECu	50	341P__1262*
Tip holder	▶ 20	for contact tip M10, CuCrZr	10	342P010072
	21	for contact tip M8, CuCrZr	10	342P008072
Nozzle insulator	▶ 30	Glass fiber	10	346P054860
Gas nozzles	▶ 40	NW 16 mm, conical, L= 80.5 mm, nickel plated	5	345P022173
	41	NW 16 mm, conical, L= 80.5 mm, HD	5	345P922271
	42	NW 14 mm, cylindrical, L= 80.5 mm	5	345P021071
Spare parts	51	Insulating washer	10	130P002003

Wire guides	Ø	colour	3 m	4 m	5 m
Liners for steel wire 	1.6 - 2.0	orange	324P307034	324P307044	324P307054
	1.6 - 2.4	black	▶ 324P357034	▶ 324P357044	▶ 324P357054
	2.4 - 3.2	grey	324P457034	324P457044	324P457054
TFE liners for aluminum and stainless steel wire 	1.6 - 2.8	white	326P406035	326P406045	326P406055

▶ = Standard equipment

* At the blank, please insert suitable information for wire diameter, e.g. 08 for 0.8 mm.



Technical data

Cooling method	gas cooled
Wire diameter	1.0 - 1.6 mm
Gas flow	16 l/min
Technical specification	according to IEC 60974-7

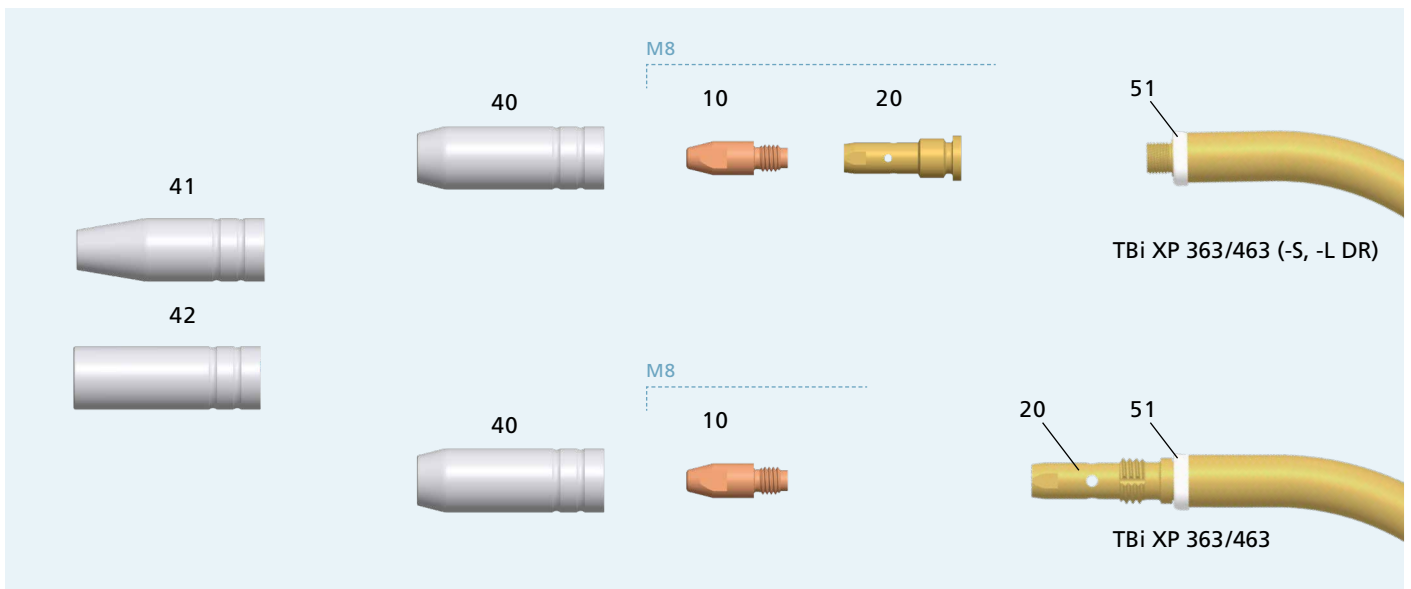
Ordering information for torches

Model	Rating at 60% duty cycle (10 min. cycle)		Rotatable quick-change neck	Torch with Euro connector	Torch neck
	Mixed gas (M21)	CO ₂			
▶ TBi XP 363 Expert	310	340	—	145P32B0_0*	145P101010
▶ TBi XP 363-S DR	310	340	✓	145P3290_0*	145P101001
TBi XP 363-S DR long trigger	310	340	✓	145P3L90_0*	145P101001
TBi XP 363-L DR	310	340	✓	145P32A0_0*	145P101002
TBi XP 363-L DR long trigger	310	340	✓	145P3LA0_0*	145P101002
▶ TBi XP 463 Expert	350	380	—	145P3230_0*	145P101011
▶ TBi XP 463-L DR	350	380	✓	145P3220_0*	145P101002
TBi XP 463-L DR long trigger	350	380	✓	145P3L20_0*	145P101002
TBi XP 463-S DR	320	340	✓	145P3210_0*	145P101001
TBi XP 463-S DR long trigger	320	340	✓	145P3L10_0*	145P101001


Supplied equipped for steel wire Ø 1.2 mm. Liner red (Ø 1.0 -1.2 mm).

▶ = Standard equipment

* At the blank, please insert suitable information for torch length, e.g. 3 for 3 m.




	Pos.	Description	PU	Part no.
Contact tips	▶ 10	M8x30, ECu	50	340P__1262*
	10	M8x30, CuCrZr	50	340P__3262*
	10	M8x30, Alu, ECu	50	341P__1262*
Nozzle support	▶ 20	for contact tip M8	2	145P102008
Gas nozzles	▶ 40	NW 15 mm, conical, L= 68.5 mm	5	345P022045
	41	NW 11 mm, conical, L= 68.5 mm	5	345P023045
	42	NW 20 mm, cylindrical, L= 68.5 mm	5	345P021045
Spare parts	51	Insulator	5	145P102004
	—	Clamping block TBi XP, only for DR version	1	145P102003
	—	Screw for clamping block TBi XP, only for DR version	20	109P798409
	—	O-ring / torch neck, only for DR version	20	365P150080

Wire guides	Ø	colour	3 m	4 m	5 m
Liners for steel wire	0.8 - 1.0	blue	324P154534	324P154544	324P154554
	1.0 - 1.2	red	▶ 324P204534	▶ 324P204544	▶ 324P204554
	1.2 - 1.6	yellow	324P254534	324P254544	324P254554

▶ = Standard equipment

* At the blank, please insert suitable information for wire diameter, e.g. 08 for 0.8 mm.



Technical data

Cooling method	gascooled
Wire diameter	1.0 - 2.4 mm
Technical specification	according to IEC 60974-7

Ordering information for torches

Model	Rating at 60% duty cycle (10 min. cycle) Mixed gas (M21)	Cable assembly with Euro connector, <i>w/o torch neck and consumables</i>
▶ TBi MOG 50	330	111P3423_0*
TBi MOG 50 Z, addtl. rocker switch	330	111P3Z23_0*

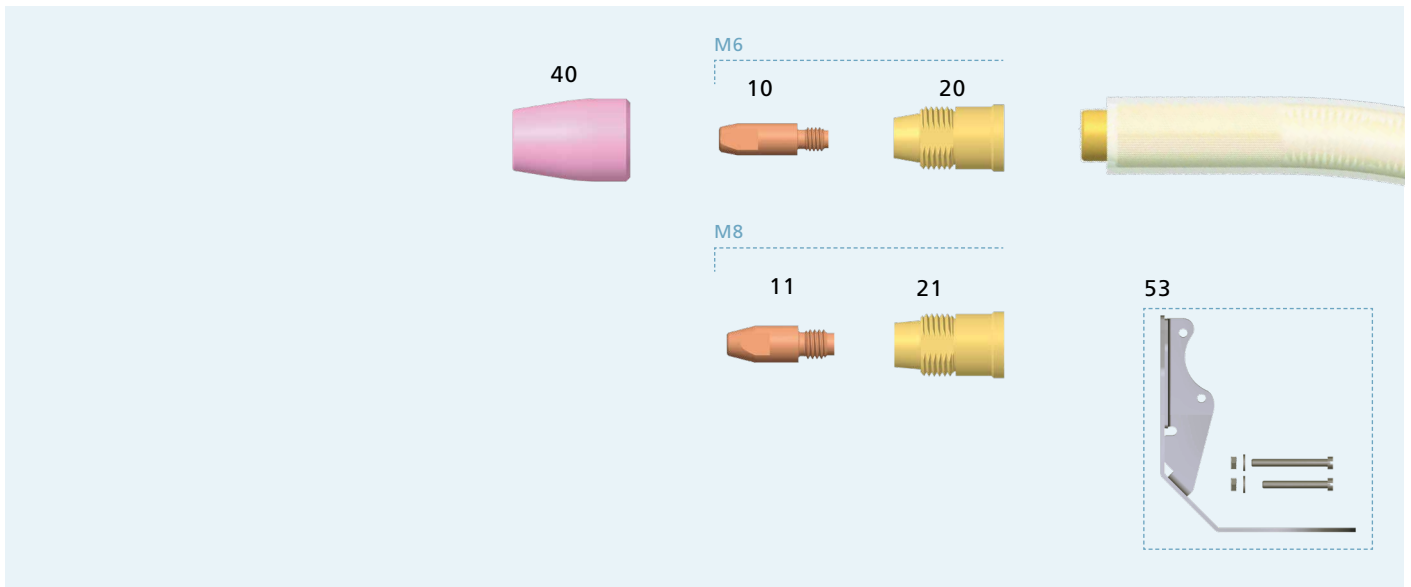
Torch neck *(please order additionally)*

MOG 50, 0°, L = 225 mm	111P101018
MOG 50, 30°	111P101010
MOG 50, 60°	111P101011
MOG 50, 90°	111P101012


Please order the required torch neck and consumables additionally according to the adjoining list.

▶ = Standard equipment

* At the blank, please insert suitable information for torch length, e.g. 3 for 3 m.



	Pos.	Description	PU	Part no.
Contacts tips	10	M6x28, ECu	50	340P__1069*
	▶ 10	M6x28, CuCrZr	50	340P__3069*
	11	M8x30, ECu	50	340P__1262*
	11	M8x30, CuCrZr	50	340P__3262*
Tip holder	▶ 20	for contact tip M6	10	342P006111
	21	for contact tip M8	10	342P008111
Insulator	▶ 40	Insulator ceramic	10	345P122233
Spare parts	53	Heat shield	1	381P101002

Wire guides	Ø	colour	3 m	4 m	5 m
Liners for steel wire	1.0 - 1.2	not insul.	322P204534	322P204544	322P204554
	1.2 - 1.6	not insul.	322P254534	322P254544	322P254554
	1.6 - 2.4	not insul.	322P354934	322P354944	322P354954

▶ = Standard equipment

* At the blank, please insert suitable information for wire diameter, e.g. 08 for 0.8 mm.



Technical data

Cooling method	gascooled
Wire diameter	1.6 - 3.2 mm
Technical specification	according to IEC 60974-7

Ordering information for torches

Model	Rating at 60% duty cycle (10 min. cycle) Mixed gas (M21)	Cable assembly with Euro connector, <i>w/o torch neck and consumables</i>
▶ TBi MOG 70	430	111P1423_0*
TBi MOG 70 Z, addtl. rocker switch	430	111P1Z23_0*

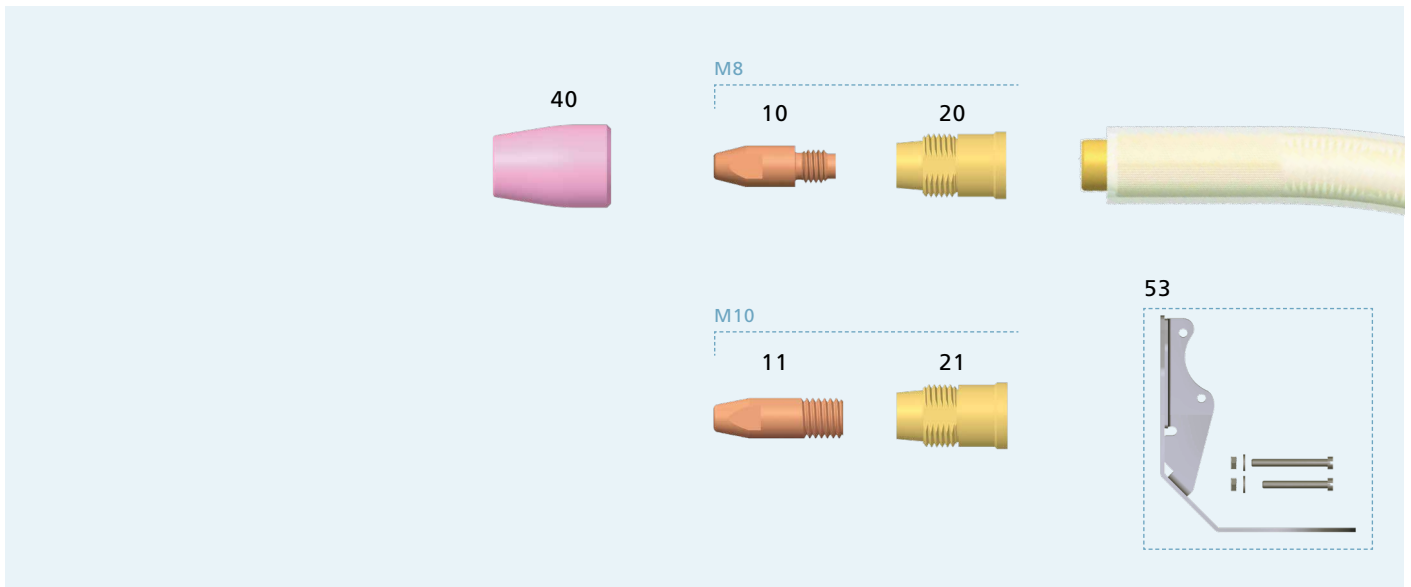
Torch neck *(please order additionally)*

MOG 70, 0°, L = 225 mm	111P101018
MOG 70, 30°	111P101015


Please order the required torch neck and consumables additionally according to the adjoining list.

▶ = Standard equipment

* At the blank, please insert suitable information for torch length, e.g. 3 for 3 m.



	Pos.	Description	PU	Part no.
Contacts tips	10	M8x30, ECu	50	340P__1262*
	▶ 10	M8x30, CuCrZr	50	340P__3262*
	11	M10x33, ECu	50	340P__1402*
	11	M10x33, CuCrZr	50	343P__3402*
Tip holder	▶ 20	for contact tip M8	10	342P008111
	21	for contact tip M10	10	342P010111
Insulator	▶ 40	Insulator Ceramic	10	345P122233
Spare parts	53	Heat shield	1	381P101002

Wire guides	Ø	colour	3 m	4 m	5 m
Liners for steel wire	1.6 - 2.0	not insul.	322P286334	322P286344	322P286354
	2.0 - 2.4	not insul.	322P357034 ¹⁾	322P357044 ¹⁾	322P357054 ¹⁾
	2.4 - 3.2	not insul.	322P457034 ¹⁾	322P457044 ¹⁾	322P457054 ¹⁾

¹⁾ Liner can only be use in conjunction with tip holder M10 (342P010111).

▶ = Standard equipment

* At the blank, please insert suitable information for wire diameter, e.g. 08 for 0.8 mm.



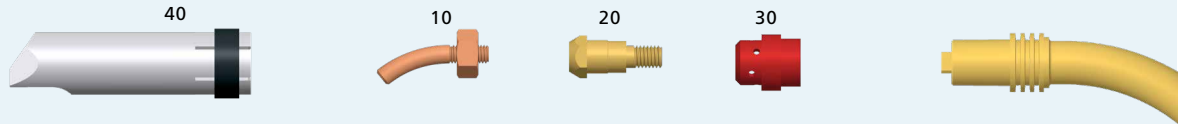
240 Expert, NG



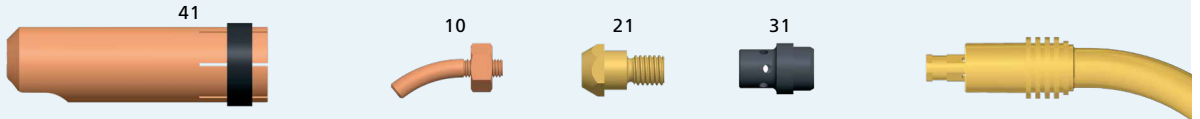
360 Expert, NG

Model	Rating at 60% duty cycle (10 min. cycle)		Gas nozzle	
	Mixed gas (M21)	CO ₂		
TBi 240 Expert	200	220	345P118012	
TBi 260 Expert	230	250	345P018030	
TBi 360 Expert	250	280		

TBi 240

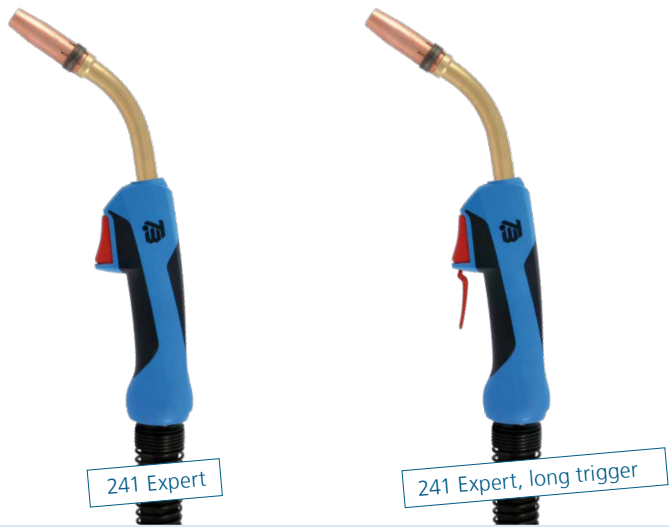


TBi 260 / 360



	Pos.	Description	PU	Part no.
Contacts tips	10	M6, ECu	10	340P__S588*
Tip holder	20	for contact tip M6	10	342PVE6012
	21	for contact tip M6	10	342PVE6018
Gas diffusor	30	Rubber, red	10	112PVE2019
	31	Thermoset, black	10	118PVE2021
Gas nozzles	40	L= 78 mm, 30°, nickel plated	1	345P118012
	41	L= 84 mm, 30°	1	345P018030

* At the blank, please insert suitable information for wire diameter, e.g. 08 for 0.8 mm.



Technical data

Cooling method	water cooled
Wire diameter	0.8 - 1.2 mm
Gas flow	14 l/min
Technical specification	according to IEC 60974-7

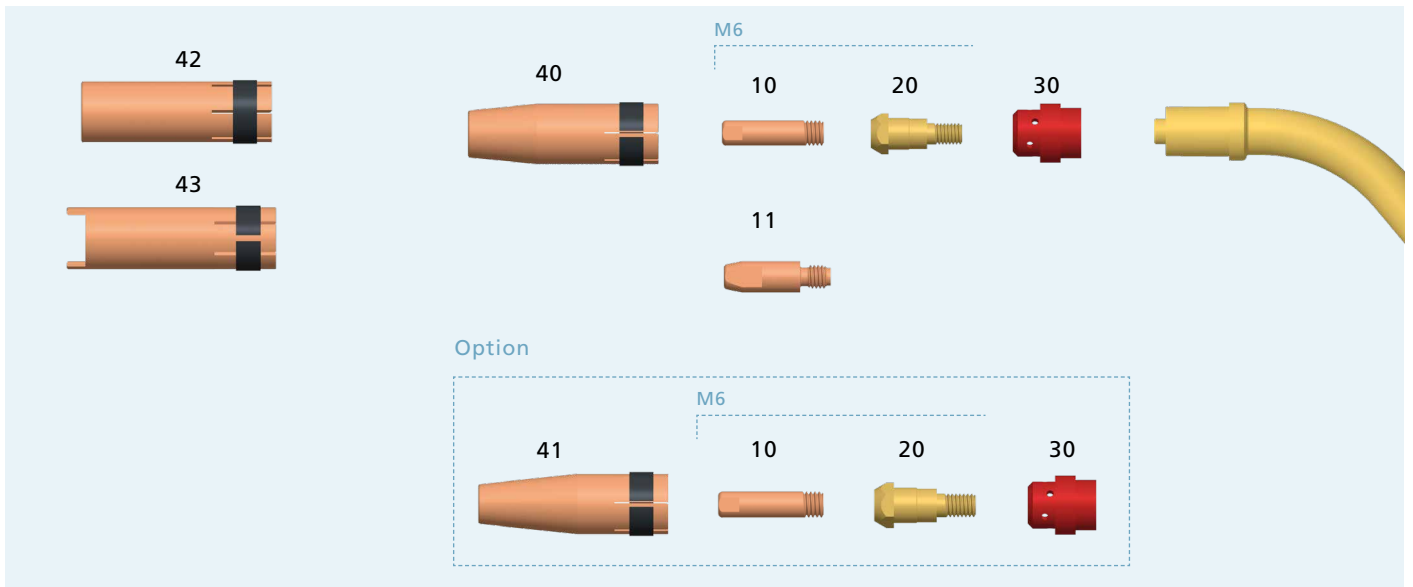
Ordering information for torches

Model	Rating at 100% duty cycle (10 min. cycle)		Torch with Euro connector	Torch neck
	Mixed gas (M21)	CO ₂		
► TBi 241 Expert	270	300	123P4210_0*	123P001001
TBi 241 Expert, long trigger	270	300	123P4L10_0*	123P001001



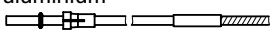
Supplied equipped for steel wire Ø 1.0 mm. Liner not insulated (Ø 1.0 -1.2 mm).

► = Standard equipment

* At the blank, please insert suitable information for torch length, e.g. 3 for 3 m.




	Pos.	Description	PU	Part no.
Contact tips	► 10	M6x25, ECu	50	340P__1073*
	10	M6x25, CuCrZr	50	340P__3073*
	10	M6x25, Alu, ECu	50	341P__1073*
	11	M6x28, ECu	50	340P__1069*
	11	M6x28, CuCrZr	50	340P__3069*
	11	M6x28, Alu, ECu	50	341P__1069*
Tip holder	► 20	for contact tip M6	50	342P006012
Gas diffuser	► 30	Rubber, red	50	112P002019
	—	Thermoset, black	50	112P002024
	—	Ceramic	10	112P002021
Gas nozzles	► 40	NW 12.5 mm, conical, L= 63.5 mm	10	345P012012
	40	NW 12.5 mm, conical, L= 63.5 mm, Heavy Duty	10	345P012312
	41	NW 10 mm, conical, L= 63.5 mm, only for M6x25	10	345P013012
	42	NW 17 mm, cylindrical, L= 63.5 mm	10	345P011012
	42	NW 17 mm, cylindrical, L= 63.5 mm, Heavy Duty	10	345P011312
	43	NW 17 mm, spot welding nozzle, L= 68 mm	10	345P015012

Wire guides	Ø	colour	3 m	4 m	5 m
Liners for steel wire 	0.8 - 1.0	blue	324P154534	324P154544	324P154554
	1.0 - 1.2	not insul.	► 322P204534	► 322P204544	► 322P204554
PTFE liners for aluminum and stainless steel wire 	0.8 - 1.0	blue	326P154035	326P154045	326P154055
	1.0 - 1.2	red	326P204035	326P204045	326P204055
PA liners with bronze liner for aluminium 	0.8 - 1.0	anthracite	328P20403A	328P20404A	328P20405A

► = Standard equipment

* At the blank, please insert suitable information for wire diameter, e.g. 08 for 0.8 mm.



Technical data

Cooling method	water cooled
Wire diameter	0.8 - 1.2 mm
Gas flow	14 l/min
Technical specification	according to IEC 60974-7

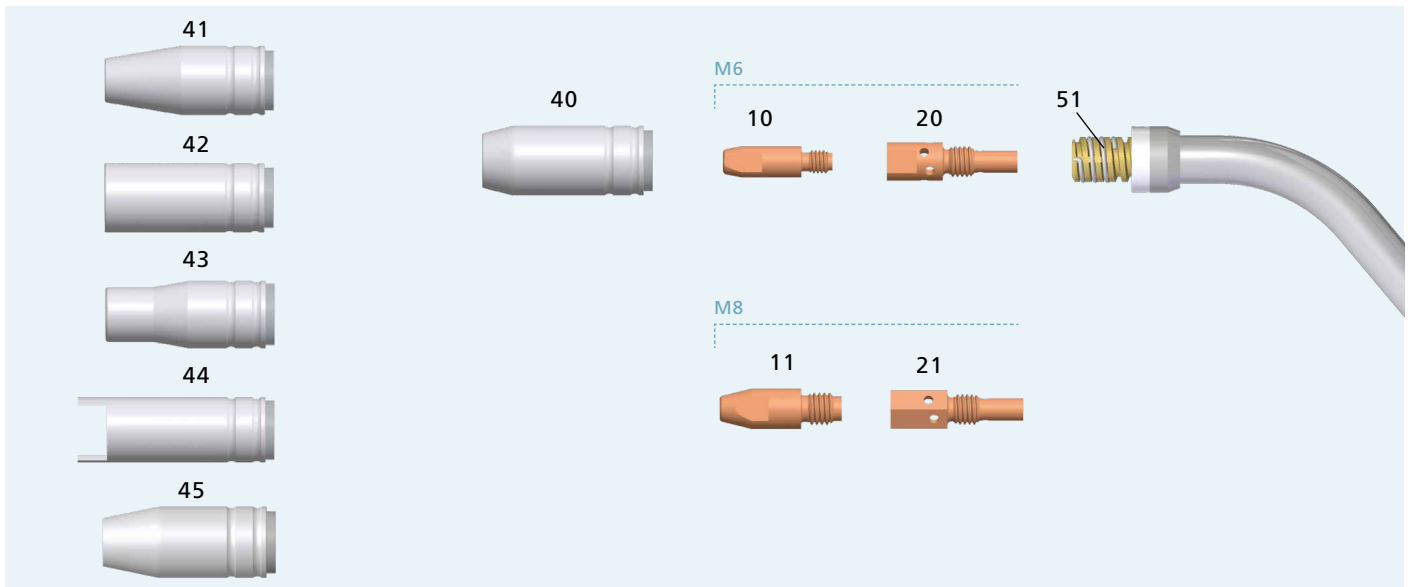
Ordering information for torches

Model	Rating at 100% duty cycle (10 min. cycle)		Torch with Euro connector	Torch neck
	Mixed gas (M21)	CO ₂		
► TBi 351 Expert	270	300	122P4210_0*	122P001001
TBi 351 Expert, long trigger	270	300	122P4L10_0*	122P001001

Supplied equipped for steel wire Ø 1.0 mm. Liner not insulated (Ø 1.0 -1.2 mm).

► = Standard equipment

* At the blank, please insert suitable information for torch length, e.g. 3 for 3 m.

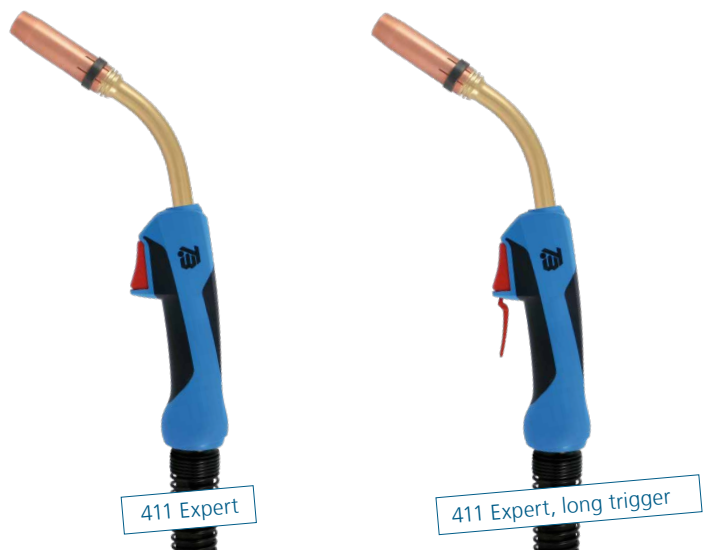


	Pos.	Description	PU	Part no.
Contact tips	► 10	M6x28, ECu	50	340P__1069*
	10	M6x28, CuCrZr	50	340P__3069*
	10	M6x28, Alu, ECu	50	341P__1069*
	11	M8x30, ECu	50	340P__1262*
	11	M8x30, CuCrZr	50	340P__3262*
	11	M8x30, Alu, ECu	50	341P__1262*
	Tip holder	► 20	for contact tip M6	50
21		for contact tip M8	50	342P008003
Gas nozzles		► 40	NW 15 mm, conical, L= 56.8 mm	10
	40	NW 15 mm, conical, L= 56.8 mm, long insulation	10	345P012303
	41	NW 11 mm, conical, L= 56.2 mm, only for M6	10	345P013003
	42	NW 20 mm, cylindrical, L= 56.2 mm, long insulation	10	345P011303
	43	NW 14 mm, bottle form, L= 56.2 mm	10	345P014003
	43	NW 11 mm, bottle form, L= 56.2 mm	10	345P014303
	44	NW 19 mm, spot welding nozzle, L= 66.7 mm	10	345P015503
	45	NW 12.5 mm, conical, L= 56.8 mm, only for M6	10	345P016003
	Spare parts	51	Nozzle spring TBi 351	10

Wire guides	Ø	colour	3 m	4 m	5 m
Liners for steel wire 	0.8 - 1.0	blue	324P154534	324P154544	324P154554
	1.0 - 1.2	not insul.	► 322P204534	► 322P204544	► 322P204554
PTFE liners for aluminum and stainless steel wire 	0.8 - 1.0	blue	326P154035	326P154045	326P154055
	1.0 - 1.2	red	326P204035	326P204045	326P204055
PA liners with bronze liner for aluminium 	0.8 - 1.0	anthracite	328P20403A	328P20404A	328P20405A

► = Standard equipment

* At the blank, please insert suitable information for wire diameter, e.g. 08 for 0.8 mm.



Technical data

Cooling method	water cooled
Wire diameter	1.0 - 1.6 mm
Gas flow	16 l/min
Technical specification	according to IEC 60974-7

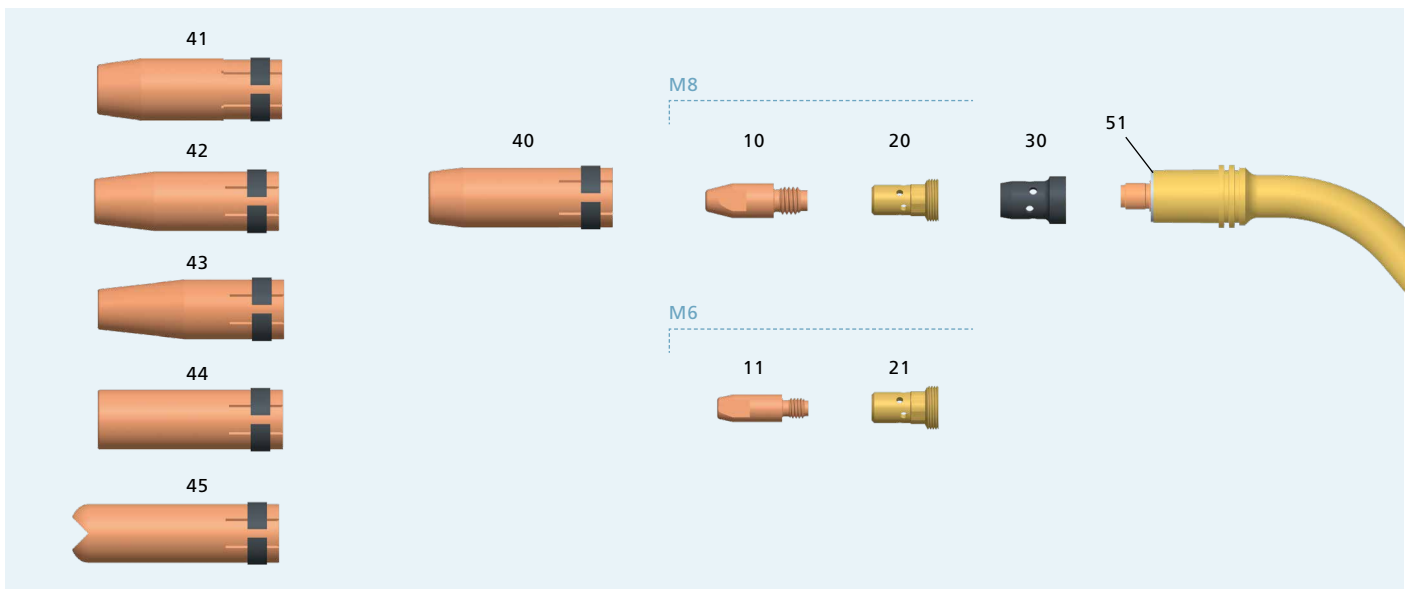
Ordering information for torches

Model	Rating at 100% duty cycle (10 min. cycle)		Torch with Euro connector	Torch neck
	Mixed gas (M21)	CO ₂		
► TBi 411 Expert	450	500	133P4210_0*	133P001001
TBi 411 Expert, long trigger	450	500	133P4L10_0*	133P001001



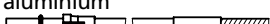
Supplied equipped for steel wire Ø 1.0 mm. Liner not insulated (Ø 1.0 -1.2 mm).

► = Standard equipment

* At the blank, please insert suitable information for torch length, e.g. 3 for 3 m.

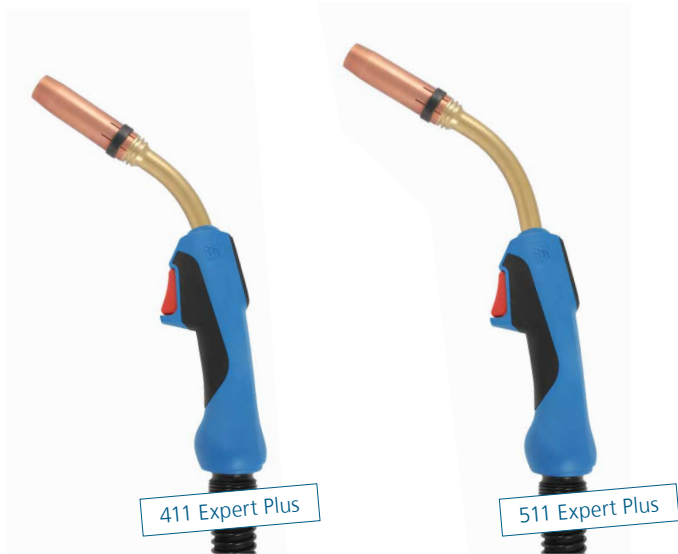


	Pos.	Description	PU	Part no.
Contact tips	► 10	M8x30, ECU	50	340P__1262*
	10	M8x30, CuCrZr	50	340P__3262*
	10	M8x30, Alu, ECU	50	341P__1262*
	11	M6x28, ECU	50	340P__1069*
	11	M6x28, CuCrZr	50	340P__3069*
	11	M6x28, Alu, ECU	50	341P__1069*
Tip holder	► 20	for contact tip M8	50	342P008033
	20	for contact tip M8, 4 mm longer version	50	342P008133
	21	for contact tip M6	50	342P006033
	21	for contact tip M6, 4 mm longer version	50	342P006133
Gas diffusor	► 30	Thermoset, black	50	130P002026
	—	Ceramic	10	130P002019
Gas nozzles	► 40	NW 16 mm, L= 75.5 mm, conical	10	345P012030
	41	NW 16 mm, L= 75.5 mm, conical, Heavy Duty	10	345P012032
	42	NW 14 mm, L= 75.5 mm, conical	10	345P013030
	43	NW 12 mm, L= 75.5 mm, conical, for M6	10	345P016030
	44	NW 20 mm, L= 75.5 mm, cylindrical	10	345P011030
	45	NW 20 mm, L= 85 mm, spot welding nozzle	10	345P015030
Spare parts	51	Insulating washer	10	130P002004
	—	Insulating washer, glas fiber	10	130P002007

Wire guides	Ø	colour	3 m	4 m	5 m
Liners for steel wire 	1.0 - 1.2	not insul.	► 322P204534	► 322P204544	► 322P204554
	1.2 - 1.6	not insul.	322P254534	322P254544	322P254554
PTFE liners for aluminum and stainless steel wire 	1.0 - 1.2	red	326P204035	326P204045	326P204055
	1.2 - 1.6	yellow	326P274735	326P274745	326P274755
PA liners with bronze liner for aluminium 	0.8 - 1.0	anthracite	328P20403A	328P20404A	328P20405A
	1.2 - 1.6	anthracite	328P23473A	328P23474A	328P23475A

► = Standard equipment

* At the blank, please insert suitable information for wire diameter, e.g. 08 for 0.8 mm.



Technical data

Cooling method	water cooled
Wire diameter	1.0 - 1.6 mm
Gas flow	16 l/min
Technical specification	according to IEC 60974-7

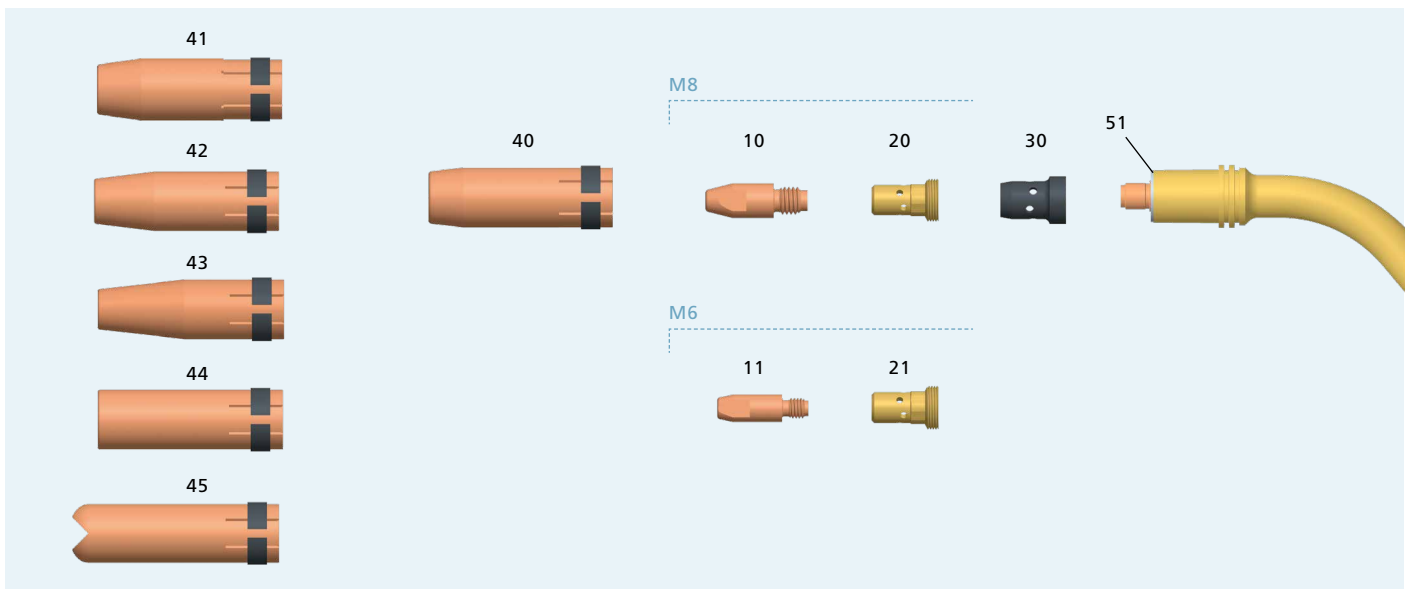
Ordering information for torches

Model	Rating at 100% duty cycle (10 min. cycle)		Torch with Euro connector	Torch neck
	Mixed gas (M21)	CO ₂		
TBi 411 Expert Plus	350	400	133P4310_0*	133P001001
TBi 511 Expert Plus	450	500	134P4310_0*	134P001001



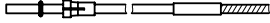
TBi 411 Expert Plus equipped for steel wire Ø 1.0 mm. Liner not insulated (Ø 1.0 -1.2 mm).
 TBi 511 Expert Plus equipped for steel wire Ø 1.2 mm. Liner not insulated (Ø 1.0 -1.2 mm).

► = Standard equipment

* At the blank, please insert suitable information for torch length, e.g. 3 for 3 m.




	Pos.	Description	PU	Part no.
Contact tips	► 10	M8x30, ECu	50	340P__1262*
	10	M8x30, CuCrZr	50	340P__3262*
	10	M8x30, Alu, ECu	50	341P__1262*
	11	M6x28, ECu	50	340P__1069*
	11	M6x28, CuCrZr	50	340P__3069*
	11	M6x28, Alu, ECu	50	341P__1069*
Tip holder	► 20	for contact tip M8	50	342P008033
	20	for contact tip M8, 4 mm longer version	50	342P008133
	21	for contact tip M6	50	342P006033
	21	for contact tip M6, 4 mm longer version	50	342P006133
Gas diffusor	► 30	Thermoset, black	50	130P002026
	—	Ceramic	10	130P002019
Gas nozzles	► 40	NW 16 mm, L= 75.5 mm, conical	10	345P012030
	41	NW 16 mm, L= 75.5 mm, conical, Heavy Duty	10	345P012032
	42	NW 14 mm, L= 75.5 mm, conical	10	345P013030
	43	NW 12 mm, L= 75.5 mm, conical, for M6	10	345P016030
	44	NW 20 mm, L= 75.5 mm, cylindrical	10	345P011030
	45	NW 20 mm, L= 85 mm, spot welding nozzle	10	345P015030
Spare parts	51	Insulating washer	10	130P002004
	—	Insulating washer, glas fiber	10	130P002007

Wire guides	Ø	colour	3 m	4 m	5 m
Liners for steel wire	1.0 - 1.2	not insul.	► 322P204534	► 322P204544	► 322P204554
	1.2 - 1.6	not insul.	322P254534	322P254544	322P254554
PTFE liners for aluminum and stainless steel wire	1.0 - 1.2	red	326P204035	326P204045	326P204055
	1.2 - 1.6	yellow	326P274735	326P274745	326P274755
PA liners with bronze liner for aluminium	0.8 - 1.0	anthracite	328P20403A	328P20404A	328P20405A
	1.2 - 1.6	anthracite	328P23473A	328P23474A	328P23475A

► = Standard equipment

* At the blank, please insert suitable information for wire diameter, e.g. 08 for 0.8 mm.



Technical data

Cooling method	water cooled
Wire diameter	1.0 - 1.6 mm
Gas flow	16 l/min
Technical specification	according to IEC 60974-7

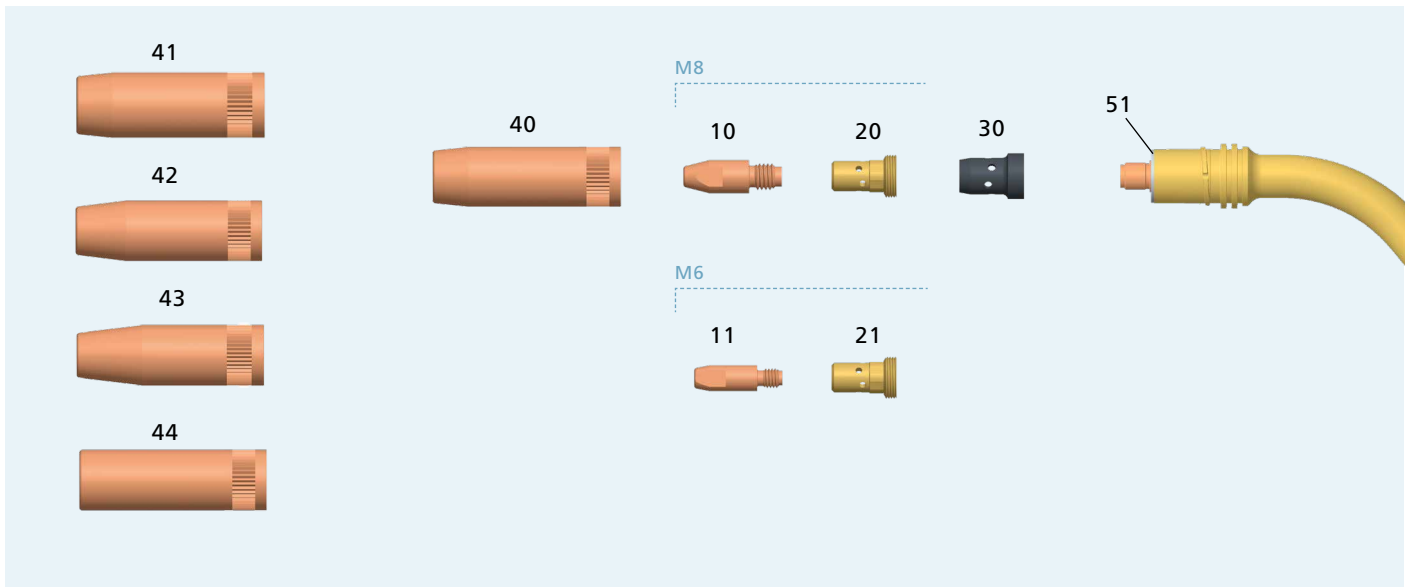
Ordering information for torches

Model	Rating at 100% duty cycle (10 min. cycle)		Torch with Euro connector	Torch neck
	Mixed gas (M21)	CO ₂		
► TBi 7W Expert	450	500	174P4220_0*	174P101005
TBi 7W Expert, long trigger	450	500	174P4L20_0*	174P101005



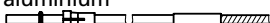
Supplied equipped for steel wire Ø 1.0 mm. Liner not insulated (Ø 1.0 -1.2 mm).

► = Standard equipment

* At the blank, please insert suitable information for torch length, e.g. 3 for 3 m.



	Pos.	Description	PU	Part no.
Contact tips	► 10	M8x30, ECu	50	340P__1262*
	10	M8x30, CuCrZr	50	340P__3262*
	10	M8x30, Alu, ECu	50	341P__1262*
	11	M6x28, ECu	50	340P__1069*
	11	M6x28, CuCrZr	50	340P__3069*
	11	M6x28, Alu, ECu	50	341P__1069*
Tip holder	► 20	for contact tip M8	50	342P008033
	20	for contact tip M8, CuCrZr	10	342P008171
	20	for contact tip M8, 4 mm longer version	50	342P008133
	21	for contact tip M6	50	342P006033
	21	for contact tip M6, 4 mm longer version	50	342P006133
Gas diffusor	► 30	Thermoset, black	50	130P002026
	—	Ceramic	10	130P002019
Gas nozzles	► 40	NW 16 mm, L= 75.5 mm, conical	5	345P022171
	41	NW 16 mm, L= 75.5 mm, conical, Heavy Duty	5	345P022271
	42	NW 14 mm, L= 75.5 mm, conical	5	345P023171
	43	NW 12 mm, L= 75.5 mm, conical, only for M6	5	345P026171
	44	NW 19 mm, L= 75.5 mm, cylindrical	5	345P021171
Spare parts	51	Insulating washer	10	130P002004
	—	Insulating washer, glas fiber	10	130P002007

Wire guides	Ø	colour	3 m	4 m	5 m
Liners for steel wire 	1.0 - 1.2	not insul.	► 322P204534	► 322P204544	► 322P204554
	1.2 - 1.6	not insul.	322P254534	322P254544	322P254554
PTFE liners for aluminum and stainless steel wire 	1.0 - 1.2	red	326P204035	326P204045	326P204055
	1.2 - 1.6	yellow	326P274735	326P274745	326P274755
PA liners with bronze liner for aluminium 	0.8 - 1.0	anthracite	328P20403A	328P20404A	328P20405A
	1.2 - 1.6	anthracite	328P23473A	328P23474A	328P23475A

► = Standard equipment

* At the blank, please insert suitable information for wire diameter, e.g. 08 for 0.8 mm.



Technical data

Cooling method	watercooled
Wire diameter	1.6 - 3.2 mm
Gas flow	28 l/min
Technical specification	according to IEC 60974-7

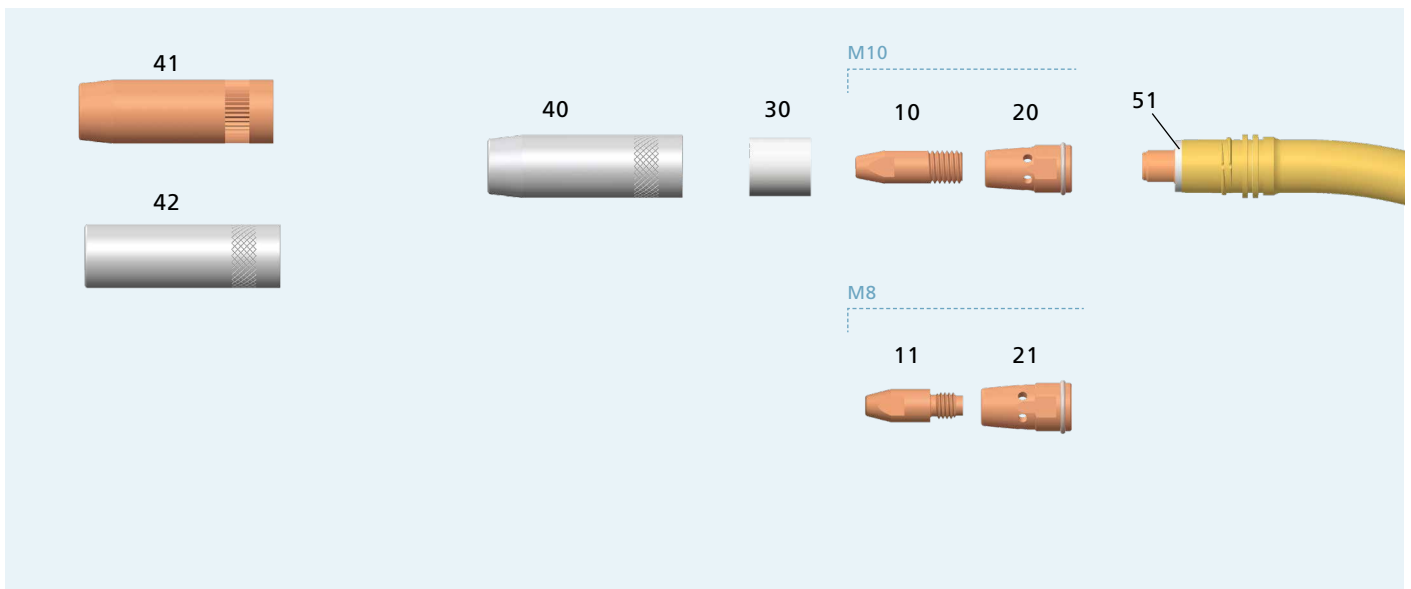
Ordering information for torches

Model	Rating at 100% duty cycle (10 min. cycle)		Torch with Euro connector	Torch neck
	Mixed gas (M21)	CO ₂		
TBi 8W	500	550	172P5425_0*	172P101001

Supplied equipped for steel wire Ø 1.6 mm. Liner not insulated (Ø 1.6 -2.4 mm).

► = Standard equipment

* At the blank, please insert suitable information for torch length, e.g. 3 for 3 m.



	Pos.	Description	PU	Part no.
Contacts tips	▶ 10	M10x33, ECu	50	340P__1402*
	10	M10x33, CuCrZr	50	343P__3402*
	10	M8x30, ECu	50	340P__1262*
	11	M8x30, CuCrZr	50	340P__3262*
	11	M8x30, Alu, ECu	50	341P__1262*
Tip holder	▶ 20	for contact tip M10, CuCrZ	10	342P010072
	20	for contact tip M8, CuCrZr	10	342P008072
Gas diffusor	▶ 30	Glass fiber	10	346P054860
Gas nozzles	▶ 40	NW 16 mm, L= 80.5 mm, conical, nickel plated	5	345P022173
	41	NW 16 mm, L= 80.5 mm, conical, HD	5	345P922271
	42	NW 19 mm, L= 80.5 mm, cylindrical, nickel plated	5	345P021071
Spare parts	51	Insulating washer	1	130P002003
	—	Insulating washer, Glass fiber	10	130P002007

Wire guides	Ø	colour	3 m	4 m	5 m
Liners for steel wire	1.6 - 2.0	not insul.	322P286334	322P286344	322P286354
	1.6 - 2.4	not insul.	▶ 322P357034	▶ 322P357044	▶ 322P357054
	2.4 - 3.2	not insul.	322P457034	322P457044	322P457054
PTFE liners for aluminum and stainless steel wire	1.6 - 2.8	white	326P406035	326P406045	326P406055

▶ = Standard equipment

* At the blank, please insert suitable information for wire diameter, e.g. 08 for 0.8 mm.



Technical data

Cooling method	2-circuit water cooled
Wire diameter	1.2 - 1.6 mm
Gas flow	16 l/min
Technical specification	according to IEC 60974-7

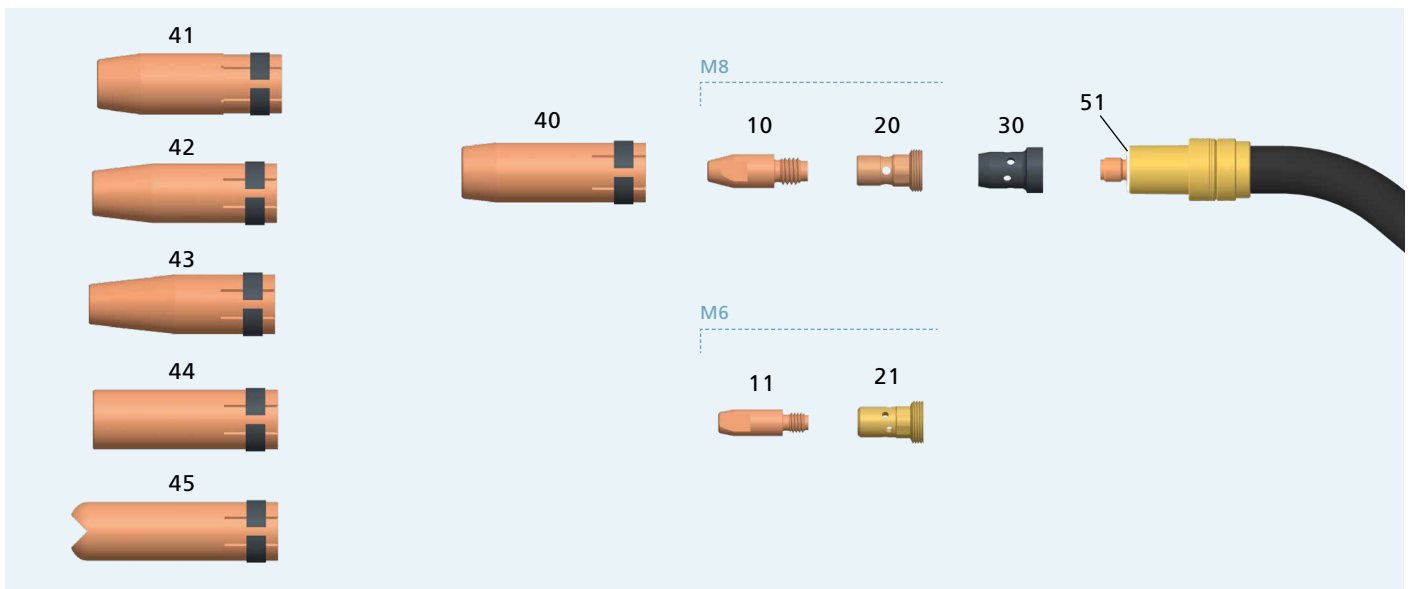
Ordering information for torches

Model	Rating at 100% duty cycle (10 min. cycle)		Torch with Euro connector	Torch neck
	Mixed gas (M21)	CO ₂		
▶ TBi 511-CC Expert	500	550	175P4210_0*	175P101001
TBi 511-CC Expert, long trigger	500	550	175P4L10_0*	175P101001



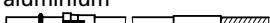
Supplied equipped for steel wire Ø 1.2 mm. Liner not insulated (Ø 1.0 -1.2 mm).

▶ = Standard equipment

* At the blank, please insert suitable information for torch length, e.g. 3 for 3 m.



	Pos.	Description	PU	Part no.
Contact tips	► 10	M8x30, ECu	50	340P__1262*
	10	M8x30, CuCrZr	50	340P__3262*
	10	M8x30, Alu, ECu	50	341P__1262*
	11	M6x28, ECu	50	340P__1069*
	11	M6x28, CuCrZr	50	340P__3069*
	11	M6x28, Alu, ECu	50	341P__1069*
Tip holder	► 20	for contact tip M8, CuCrZr	10	342P008171
	20	for contact tip M8, Ms	50	342P008033
	20	for contact tip M8, Ms, 4 mm longer version	50	342P008133
	21	for contact tip M6	50	342P006033
	21	for contact tip M6, 4 mm longer version	50	342P006133
Gas diffusor	► 30	Thermoset, black	50	130P002026
	—	Ceramic	10	130P002019
Gas nozzles	► 40	NW 16 mm, L= 75.5 mm, conical	10	345P012030
	41	NW 16 mm, L= 75.5 mm, conical, Heavy Duty	10	345P012032
	42	NW 14 mm, L= 75.5 mm, conical	10	345P013030
	43	NW 12 mm, L= 75.5 mm, conical, only for M6	10	345P016030
	44	NW 20 mm, L= 75.5 mm, cylindrical	10	345P011030
	45	NW 20 mm, L= 85 mm, spot welding nozzle	10	345P015030
Spare parts	51	Insulator	10	175P102005

Wire guides	Ø	colour	3 m	4 m	5 m
Liners for steel wire 	1.0 - 1.2	not insul.	► 322P204534	► 322P204544	► 322P204554
	1.2 - 1.6	not insul.	322P254534	322P254544	322P254554
PTFE liners for aluminum and stainless steel wire 	1.0 - 1.2	red	326P204035	326P204045	326P204055
	1.2 - 1.6	yellow	326P274735	326P274745	326P274755
PA liners with bronze liner for aluminium 	0.8 - 1.0	anthracite	328P20403A	328P20404A	328P20405A
	1.2 - 1.6	anthracite	328P23473A	328P23474A	328P23475A

► = Standard equipment

* At the blank, please insert suitable information for wire diameter, e.g. 08 for 0.8 mm.



Technical data

Cooling method	2-circuit water cooled
Wire diameter	1.2 - 1.6 mm
Gas flow	16 l/min
Technical specification	according to IEC 60974-7

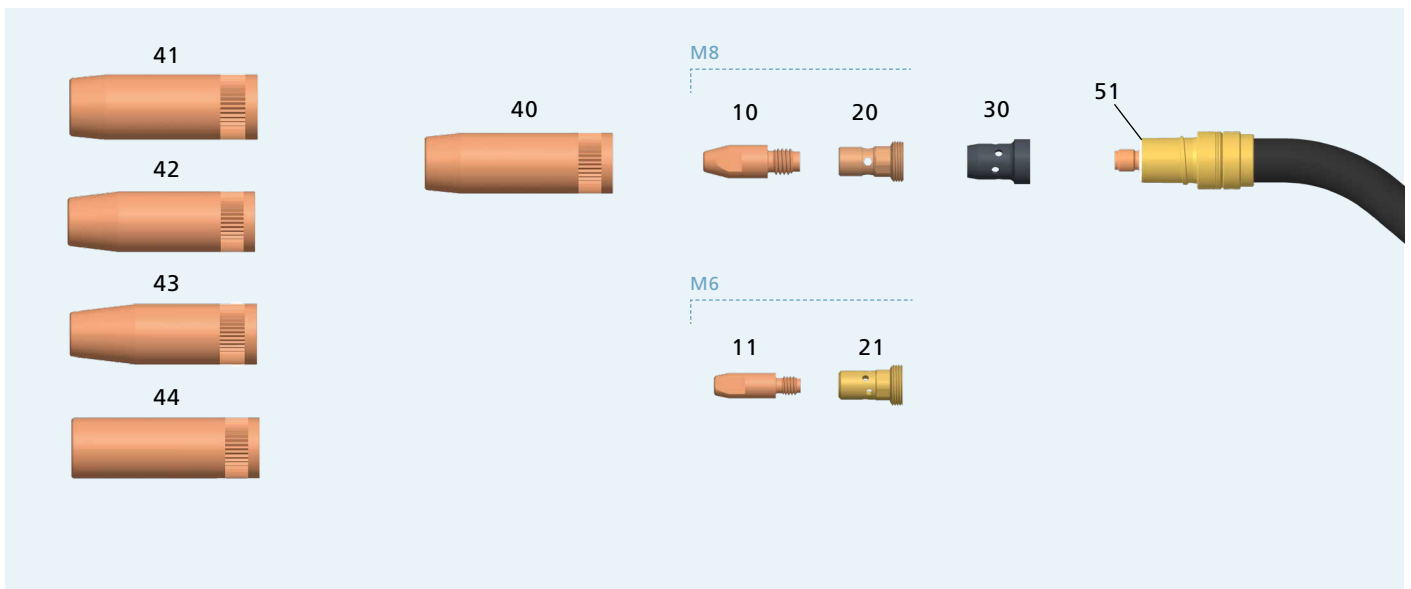
Ordering information for torches

Model	Rating at 100% duty cycle (10 min. cycle)		Torch with Euro connector	Torch neck
	Mixed gas (M21)	CO ₂		
► TBi 7W-CC Expert	500	550	177P4220_0*	177P101001
TBi 7W-CC Expert, long trigger	500	550	177P4L20_0*	177P101001



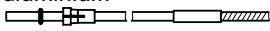
Supplied equipped for steel wire Ø 1.2 mm. Liner not insulated (Ø 1.0 -1.2 mm).

► = Standard equipment

* At the blank, please insert suitable information for torch length, e.g. 3 for 3 m.




	Pos.	Description	PU	Part no.
Contact tips	▶ 10	M8x30, ECu	50	340P__1262*
	10	M8x30, CuCrZr	50	340P__3262*
	10	M8x30, Alu, ECu	50	341P__1262*
	11	M6x28, ECu	50	340P__1069*
	11	M6x28, CuCrZr	50	340P__3069*
	11	M6x28, Alu, ECu	50	341P__1069*
	Tip holder	▶ 20	for contact tip M8, CuCrZr	10
20		for contact tip M8, Ms	50	342P008033
20		for contact tip M8, Ms, 4 mm longer version	50	342P008133
21		for contact tip M6	50	342P006033
21		for contact tip M6, 4 mm longer version	50	342P006133
Gas diffusor	▶ 30	Thermoset, black	50	130P002026
	—	Ceramic	10	130P002019
Gas nozzles	▶ 40	NW 16 mm, L= 75.5 mm, conical	5	345P022171
	41	NW 16 mm, L= 75.5 mm, conical, Heavy Duty	5	345P022271
	42	NW 14 mm, L= 75.5 mm, conical	5	345P023171
	43	NW 12 mm, L= 75.5 mm, conical, only for M6	5	345P026171
	44	NW 19 mm, L= 75.5 mm, cylindrical	5	345P021171
Spare parts	51	Insulator	5	175P102005

Wire guides	Ø	colour	3 m	4 m	5 m
Liners for steel wire	1.0 - 1.2	not insul.	▶ 322P204534	▶ 322P204544	▶ 322P204554
	1.2 - 1.6	not insul.	322P254534	322P254544	322P254554
PTFE liners for aluminum and stainless steel wire	1.0 - 1.2	red	326P204035	326P204045	326P204055
	1.2 - 1.6	yellow	326P274735	326P274745	326P274755
PA liners with bronze liner for aluminium	0.8 - 1.0	anthracite	328P20403A	328P20404A	328P20405A
	1.2 - 1.6	anthracite	328P23473A	328P23474A	328P23475A

▶ = Standard equipment

* At the blank, please insert suitable information for wire diameter, e.g. 08 for 0.8 mm.



Technical data

Cooling method	2-circuit water cooled
Wire diameter	1.0 - 1.6 mm
Gas flow	16 l/min
Technical specification	according to IEC 60974-7

Ordering information for torches


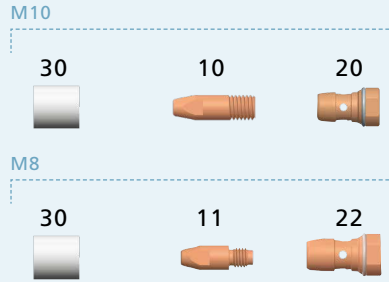
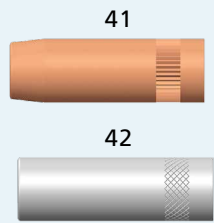
Model	Rating at 100% duty cycle (10 min. cycle)		equipped with	Torch with Euro connector	Torch neck
	Mixed gas (M21)	CO ₂			
► TBi 9W-S Expert Plus	500	550	M10 (Pos. 20, 30, 40)	173P4325_0*	173P101002
TBi 9W-S Expert Plus	500	550	M8 (Pos. 21, 31, 43)	171P4325_0*	173P101002
TBi 9W-L Expert Plus	500	550	M10 (Pos. 20, 30, 40)	173P5325_0*	173P101001
TBi 9W-L Expert Plus	500	550	M8 (Pos. 21, 31, 43)	171P5325_0*	173P101001
TBi 9W Alu Expert Plus	500	550	M8 (Pos. 22, 30, 40)	173P4A25_0*	173P101003

TBi 9W-S / -L Expert Plus equipped for steel wire Ø 1.2 mm. Liner not insulated (Ø 1.0 -1.2 mm).
 TBi 9W Alu Expert Plus equipped for aluminium wire Ø 1.2 mm. PA / bronze liner anthracite (Ø 1.2 -1.6 mm).


► = Standard equipment

* At the blank, please insert suitable information for torch length, e.g. 3 for 3 m.

Gas nozzles, L= 80.5 mm



Gas nozzles, L= 75.5 mm



	Pos.	Description	PU	Part no.
Contact tips	▶ 10	M10x33, ECu	50	340P__1402*
	10	M10x33, CuCrZr	10	343P__3402*
	▶ 11	M8x30, ECu	50	340P__1262*
	11	M8x30, CuCrZr	50	340P__3262*
	11	M8x30, Alu, ECu, Std. for Alu	50	341P__1262*
Tip holder	▶ 20	for contact tip M10, CuCrZr,	10	342P010071
	22	for contact tip M8, CuCrZr, Std. for Alu	10	342P008071
	▶ 21	for contact tip M8	50	342P008033
Nozzle insulator, Gas diffusor	▶ 30	Glas fiber	10	346P054860
	▶ 31	Thermoset HD, brown	10	130P002031
	—	Thermoset, black	50	130P002026
	—	Ceramic	10	130P002019
Gas nozzles	▶ 40	NW 16 mm, L= 80.5 mm, conical, nickel plated	5	345P022173
	41	NW 16 mm, L= 80.5 mm, conical, Heavy Duty	5	345P922271
	42	NW 19 mm, L= 80.5 mm, cylindrical, nickel plated	5	345P021071
	▶ 43	NW 16 mm, L= 75.5 mm, conical	5	345P022171
	44	NW 14 mm, L= 75.5 mm, conical	5	345P023171
Spare parts	51	Insulating sleeve	5	171P102021

Wire guides	Ø	colour	3 m	4 m	5 m
Liners for steel wire 	1.0 - 1.2	not insul.	▶ 322P204534	▶ 322P204544	▶ 322P204554
	1.2 - 1.6	not insul.	322P254534	322P254544	322P254554
PTFE liners for aluminum and stainless steel wire 	1.0 - 1.2	red	326P204035	326P204045	326P204055
	1.2 - 1.6	yellow	326P274735	326P274745	326P274755
PA liners with bronze liner for aluminium 	0.8 - 1.0	anthracite	328P20403A	328P20404A	328P20405A
	1.2 - 1.6	anthracite	▶ 328P23473A¹⁾	▶ 328P23474A¹⁾	▶ 328P23475A¹⁾

¹⁾ Standard for Alu version

▶ = Standard equipment

* At the blank, please insert suitable information for wire diameter, e.g. 08 for 0.8 mm.



Technical data

Cooling method	3-circuit water cooled
Wire diameter	1.2 - 1.6 mm
Gas flow	15 l/min
Technical specification	according to IEC 60974-7

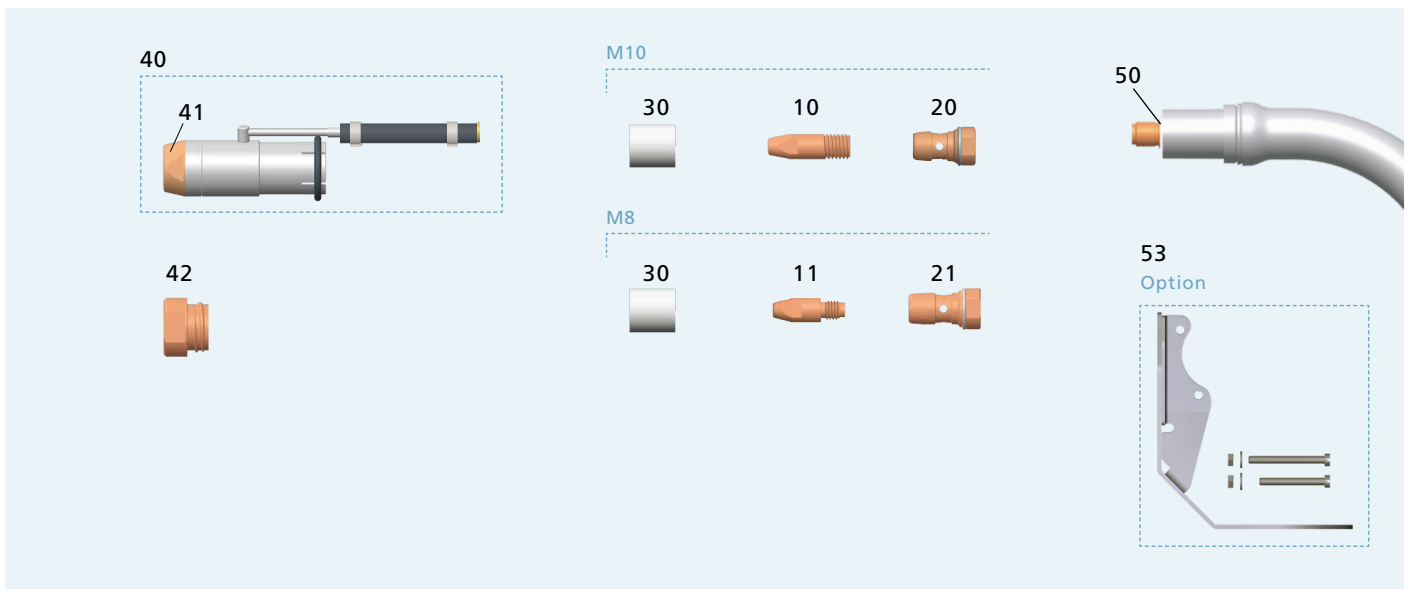
Ordering information for torches

Model	Rating at 100% duty cycle (10 min. cycle)		Torch with Euro connector	Torch neck
	Mixed gas (M21)	CO ₂		
TBi 9W-3C Compact	600	650	171P5YA5_0*	171P101008

Supplied equipped for steel wire Ø 1.2 mm. Liner not insulated (Ø 1.0 -1.2 mm).

► = Standard equipment

* At the blank, please insert suitable information for torch length, e.g. 3 for 3 m.



	Pos.	Description	PU	Part no.
Contacts tips	▶ 10	M10x33, ECu	50	340P__1402*
	10	M10x33, CuCrZr	10	343P__3402*
	11	M8x30, ECu	50	340P__1262*
	11	M8x30, CuCrZr, HD	50	343P__3262*
	11	M8x30, Alu, ECu	50	341P__1262*
Tip holder	▶ 20	for contact tip M10, CuCrZr	10	342P010071
	21	for contact tip M8, CuCrZr	10	342P008071
Nozzle insulator	▶ 30	Glass fiber	10	346P054860
Gas nozzles	▶ 40	NW 16 mm, L= 81 mm, Nozzle complete kit, watercooled	1	345PA22471
	41	NW 16 mm, Nozzle front part	3	171P102040
	42	NW 18 mm, Nozzle front part	3	171P102003
Spare parts	50	Insulator	5	171P102021
	53	Heat shield, upgrade kit	1	381P101002

Wire guides	Ø	colour	3 m	4 m	5 m
Liners for steel wire 	1.0 - 1.2	not insul.	▶ 322P204534	▶ 322P204544	▶ 322P204554
	1.2 - 1.6	not insul.	322P254534	322P254544	322P254554
PTFE liners for aluminum and stainless steel wire 	1.0 - 1.2	red	326P204035	326P204045	326P204055
	1.2 - 1.6	yellow	326P274735	326P274745	326P274755
PA liners with bronze liner for aluminium 	0.8 - 1.0	anthracite	328P20403A	328P20404A	328P20405A
	1.2 - 1.6	anthracite	328P23473A	328P23474A	328P23475A

▶ = Standard equipment

* At the blank, please insert suitable information for wire diameter, e.g. 08 for 0.8 mm.



Technical data

Cooling method	2-circuit water cooled
Wire diameter	1.6 - 3.2 mm
Gas flow	28 l/min
Technical specification	according to IEC 60974-7

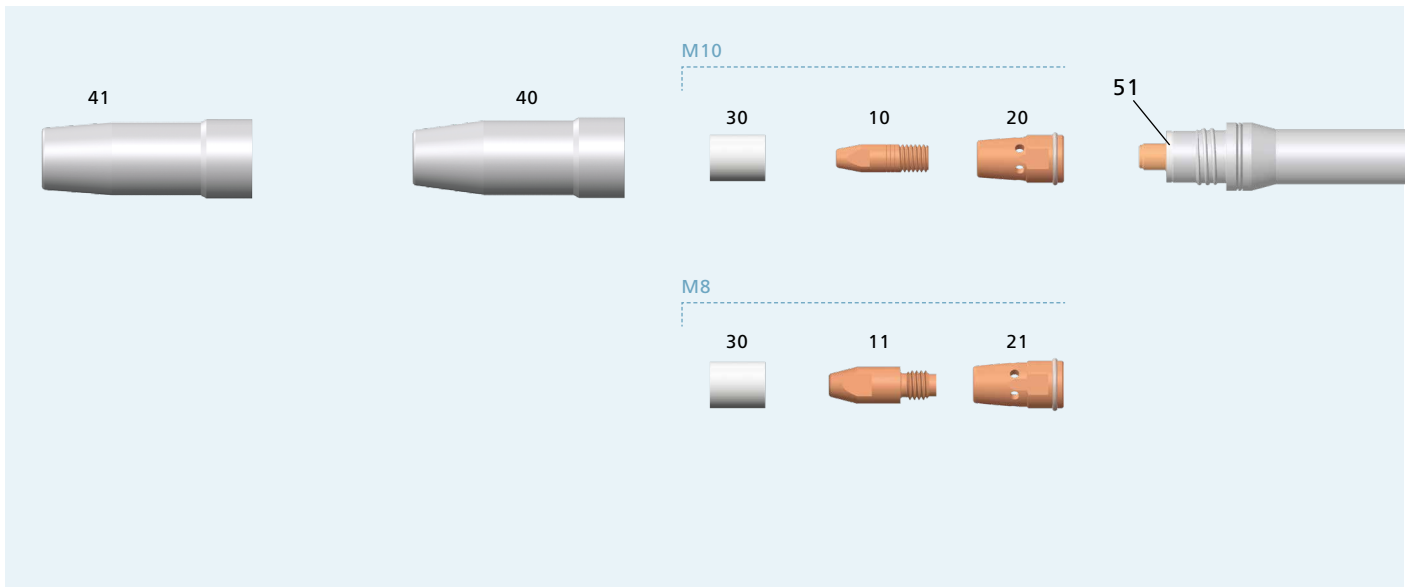
Ordering information for torches

Model	Rating at 100% duty cycle (10 min. cycle) Mixed gas (M21) CO ₂		Torch with Euro connector	Torch neck
TBi 10W	650	700	170P1725_0*	170P101002

Supplied equipped for steel wire Ø 2.4 mm. Liner not insulated (Ø 2.4 -3.2 mm).

► = Standard equipment

* At the blank, please insert suitable information for torch length, e.g. 3 for 3 m.



	Pos.	Description	PU	Part no.
Contacts tips	▶ 10	M10x33, CuCrZr	50	343P__3402*
	10	M10x33, ECu	10	340P__1402*
	11	M8x30, ECu	50	340P__1262*
	11	M8x30, CuCrZr	50	340P__3262*
	11	M8x30, Alu, ECu	50	341P__1262*
Tip holder	▶ 20	for contact tip M10, CuCrZr	10	342P010072
	21	for contact tip M8, CuCrZr	10	342P008072
Nozzle insulator	▶ 30	Glass fiber	10	346P015170
Gas nozzles	▶ 40	NW 16 mm, L= 82.5 mm, conical, nickel plated	5	345P022170
	41	NW 19 mm, L= 82.5 mm, conical, nickel plated	5	345P122170
Spare parts	50	Insulating washer	1	070P102009

Wire guides	Ø	colour	3 m	4 m	5 m
Liners for steel wire	1.6 - 2.0	not insul.	322P286334	322P286344	322P286354
	2.0 - 2.4	not insul.	322P357034	322P357044	322P357054
	2.4 - 3.2	not insul.	▶322P457034	▶322P457044	▶322P457054
PTFE liners for aluminum and stainless steel wire	1.6 - 2.8	white	326P406035	326P406045	326P406055

▶ = Standard equipment

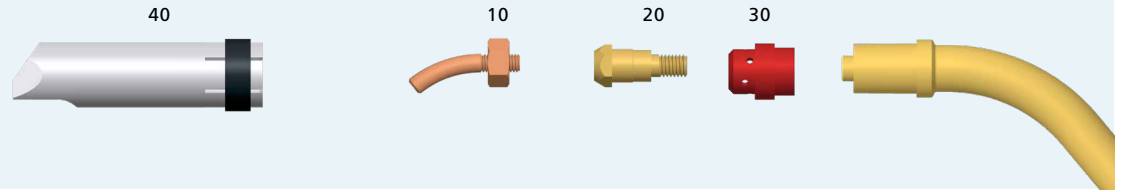
* At the blank, please insert suitable information for wire diameter, e.g. 08 for 0.8 mm.



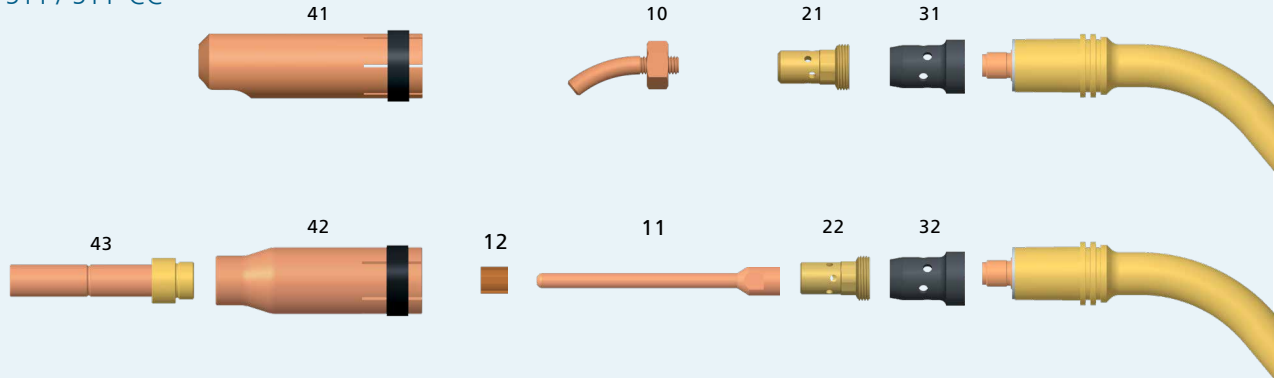
Rating with Narrow Gap Equipment

Model	Rating at 100% duty cycle (10 min. cycle)		Gas nozzle	
	Mixed gas (M21)	CO ₂		
TBi 241 Expert	220	250	345P118012	
TBi 411 / 511 / 511-CC Expert / Expert Plus	240	300	345P018030	
TBi 411 / 511 / 511-CC Expert / Expert Plus	Reduced rating depending on application		345P051001, 345P051002	

TBi 241



TBi 411 / 511 / 511-CC



	Pos.	Description	PU	Part no.
Contacts tips	10	M6, ECu (0.9, 1.0, 1.2)	10	340P__S588*
	11	M8, ECu (1.0, 1.2)	5	340P__1286*
	12	Centering star	2	345P051005
Tip holder	20	for contact tip M6	10	342PVE6012
	21	for contact tip M6	10	342PVE6033
	22	for contact tip M8	10	342PVE8033
Gas diffusor	30	Rubber, red, for contact tip M6	10	112PVE2019
	31	Thermoset, black, for contact tip M6	10	118PVE2021
	32	Thermoset, black, for contact tip M8	10	130PVE2026
Gas nozzles	40	NW 16 mm, L= 78 mm, 30°, nickel plated	1	345P118012
	41	NW 19 mm, L= 84 mm, 30°	1	345P018030
	42	NW 19 mm, L= 75.5 mm	2	345P051001
	43	Extension for narrow gap nozzle, L= 70 mm	2	345P051002

* At the blank, please insert suitable information for wire diameter, e.g. 10 for 1.0 mm.

Ready for Tomorrow.

© 2019 TBI Industries GmbH. All rights reserved. Subject to change without notice. Excerpts and reprints not permitted. Nr. DOKP112002, 04/2019.

TBI Industries GmbH
Ruhberg 14
35463 Fernwald-Steinbach
Germany

Tel. + 49 6404 9171-0
Fax. + 49 6404 9171-58
www.tbi-industries.com
info@tbi-industries.com