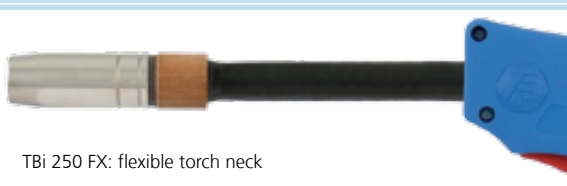
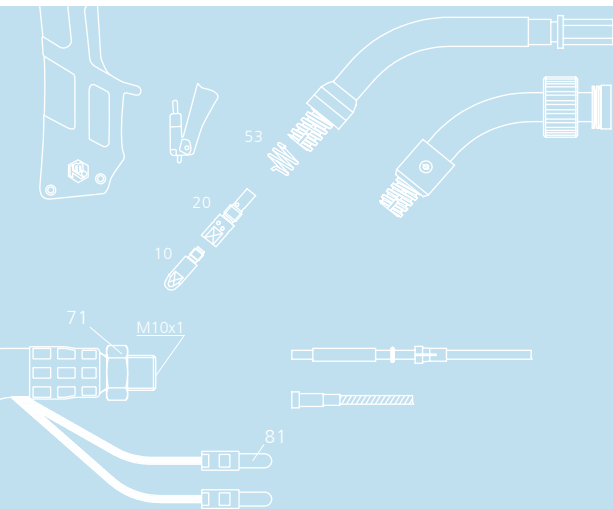




Classic TBI 250 (FX, DR)



Ordering Information

TBi 250	ESG, 50° bent	104P3413_0*
TBi 250 FX	ESG, flexible torch neck	104P3413_F*
TBi 250 DR	ESG, 45° bent	104P3413_D*

* At the blank, please insert 3, 4 or 5 for a torch length of 3, 4 or 5 m.

Air cooled

FX: flexible torch neck

DR: changeable swivel neck

TBi-Flex rubber coaxial cable

Technical data

MIG/MAG (GMAW) Semi-automatic welding torch TBI 250 / 250 FX / 250 DR

Rating at 60% duty cycle

(10 min. cycle)

- Mixed gas:	200 A
- CO ₂ :	230 A

Cooling method Air cooling

Wire diameter 0.8 - 1.2 mm

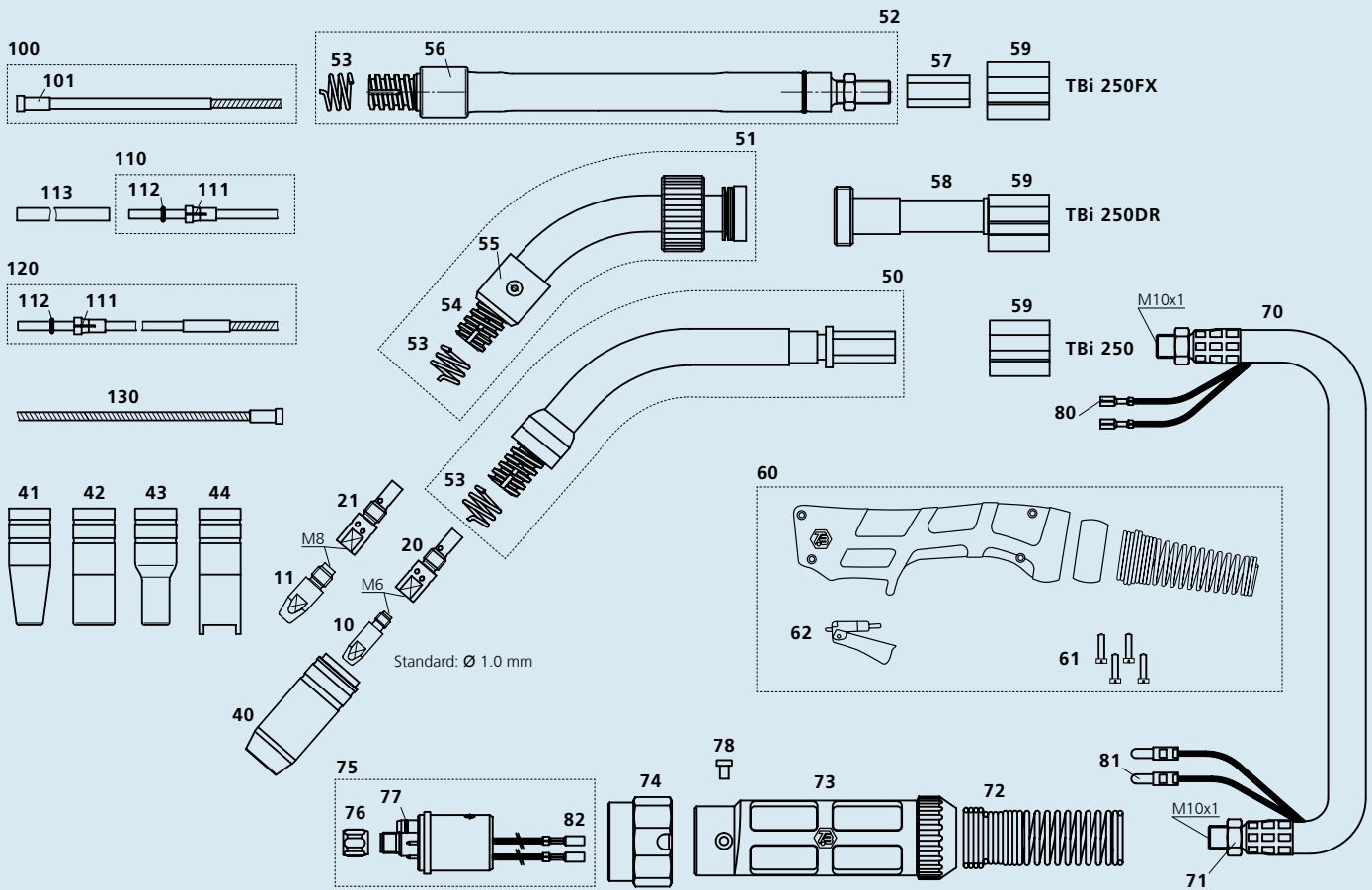
Gas flow 10 l/min

Technical specification according to IEC 60974-7

Weight with 1.5 m cable 1.20 kg (TBI 250 DR: 1.50 kg)

Connection Euro-Central connector
other connectors are available upon request.

Torch rating will be reduced when using pulsed-arc power sources. Special torch necks and custom lengths of the coaxial cable are available upon request.



Pos. Description

Part. No.

Contact tips

▶ 10	Contact tip M6x28, Ecu	340P_1069*
10	Contact tip M6x28, CuCrZr	340P_3069*
10	Contact tip M6x28 Alu, Ecu	341P_1069*
11	Contact tip M8x30, Ecu	340P_1262*
11	Contact tip M8x30, CuCrZr	340P_3262*
11	Contact tip M8x30 Alu, Ecu	341P_1262*

Tip holders

▶ 20	Tip holder M6 / L=35 mm	342P006003
21	Tip holder M8 / L=35 mm	342P008003

Gas nozzles

▶ 40	Nozzle conical diam. 15 mm	345P012003
40	Nozzle conical diam. 15 mm long insulation	345P012303
41	Nozzle conical diam. 11 mm	345P013003
42	Nozzle cylindrical diam. 20 mm	345P011003
42	Nozzle cylindrical diam. 20 mm long insulation	345P011303
43	Nozzle bottle form diam. 14 mm	345P014003
43	Nozzle bottle form diam. 11 mm	345P014303
44	Spot weld nozzle diam. 18 mm long insulation	345P015503

Spare parts

50	Torch neck TBi 250, 50°	104P001008
51	Torch neck TBi 250 DR (swivel), 45°	104P001038
52	Torch neck TBi 250 FX (flexible)	104P001031
53	Nozzle spring TBi 250/252/351	103P002006
54	Nozzle support TBi 250 DR	103P102031
55	Head insulator TBi 250 DR	103P002032
56	Head insulator TBi 250 FX	104P002018
57	Hex brass body M10x1	600P002126
58	Support for DR necks	600P101045

▶ = Standard parts

* At the blank, please insert suitable information for torch length or wire diameter, e.g. 08 for 0.8 mm or 3 for 3 m.

Pos. Description

Part. No.

59	PVC body	600P002017
60	Handle blue, aircooled, cpl. kit	380P220400
61	Cross recessed screw M 3.5x14	100P008413
62	Trigger, red, 2 poles	385P021016
70	TBi-Flex coaxial cable 25 sqmm	360P2511_0*
71	Hex nut M10x1	101P002005
72	Spring support small 16-50 sqmm	600P102099
73	Cable support cpl. (2 pieces)	701P001045
74	PVC adaptor nut	701P002081
75	Central adaptor ESG cpl., 2 poles, moveable pins	701P001048
76	Sleeve nut M10x1	701P002005
77	O-ring 4.0x1.0 mm (gas nipple)	365P100040
78	Slotted screw M4x6	100P008401
80	Cable lug, flat	375P000023
81	Insulated connector, male, round	375P000004
82	Insulated connector, female, round	375P000003

Wire guides

100	Liner w/ insulation blue (x.40 m) for wire 0.8-1.0	324P1545_4*
▶ 100	Liner w/ insulation red (x.40 m) for wire 1.0-1.2	324P2045_4*
101	Collet for liners diam. 4.5 mm	330P025045
110	PTFE-liner blue (x.50 m) for wire 0.6-0.9	326P1540_5*
110	PTFE-liner red (x.50 m) for wire 1.0-1.2	326P2040_5*
111	Collet for liners 2.0x4.0 mm	331P020040
112	O-ring 3.50x1.50 mm (for liner)	365P150035
113	Support tube 5x4.4 mm, L=150 mm	329P544150
120	PA-Alu wire guide (x.50 m) for wire 1.0-1.2	328P2040_A*
130	Liner for TBi DR Torch necks	322P204005

© 2012 TBI Industries GmbH. All rights reserved. Subject to change without notice. Warranty only when using original TBI consumables and spare parts. Excerpts and reprints not permitted. Nr. DOKP11132, 07/2012.

TBI Industries GmbH
Ruhberg 14
D-35463 Fernwald-Steinbach
P.O. Box 67
D-35461 Fernwald-Steinbach

Tel. + 49 6404 9171-0
Fax. + 49 6404 9171-40
Internet: www.tbi-industries.com
E-mail: info@tbi-industries.com