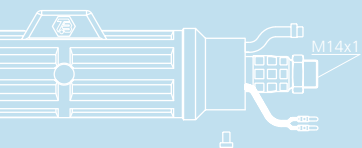
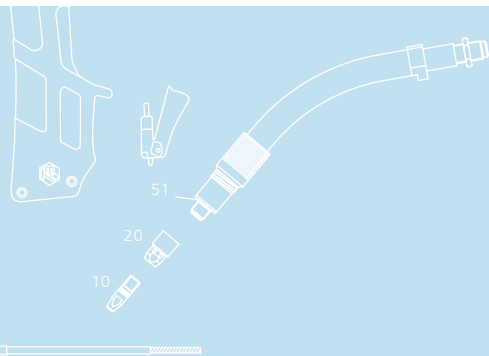




## Top 2000 TBI 8G



Air cooled

Designed for use with thick wires

TBi-Flex rubber coaxial cable

### Technical data

#### MIG / MAG (GMAW) semi-automatic welding torch TBI 8G

Rating at 60% duty cycle  
(10 min. cycle)

- Mixed gas: 400 A  
- CO<sub>2</sub>: 430 A

Cooling method Air cooling

Wire diameter 1.2 - 3.2 mm

Gas flow 28 l/min

Technical specification according to IEC 60974-7

Weight with 1.5m cable 2.60 kg

Connection Euro-Central connector  
other connectors are available upon request.

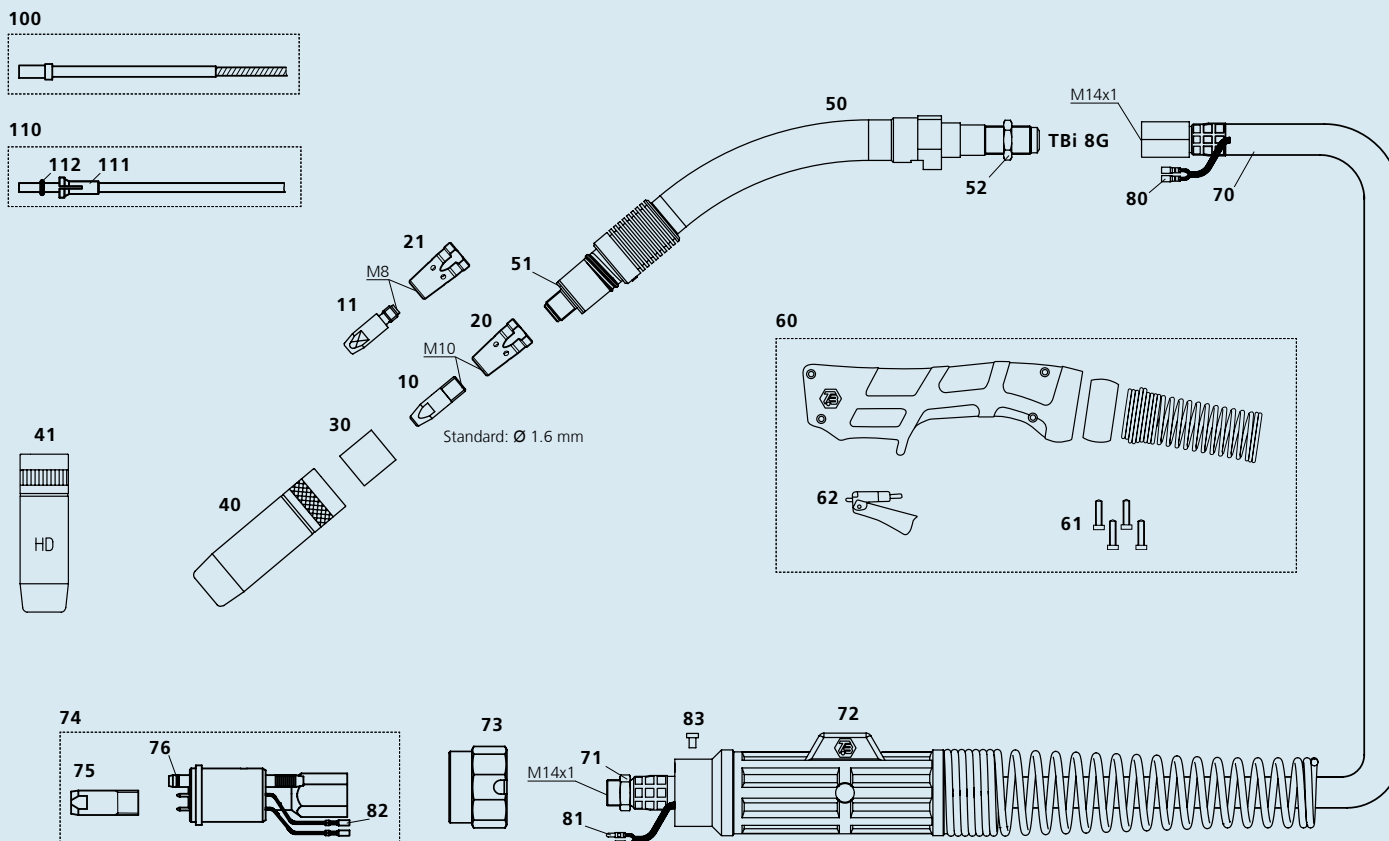
### Ordering Information

TBi 8G      RGZ, 40° bent      163P3Y23\_0\*

\* At the blank, please insert 3, 4 or 5 for a torch length of 3, 4 or 5m.

Torch rating will be reduced when using pulsed-arc power sources. Special torch necks and custom lengths of the coaxial cable are available upon request.





Pos. Description

#### Contact tips

Pos.	Description	Part no.
▶ 10	Contact tip M10x33, ECU	340P_1402*
10	Contact tip M10x33, CuCrZr	343P_3402*
11	Contact tip M8x30, ECU	340P_1262*
11	Contact tip M8x30, CuCrZr	340P_3262*
11	Contact tip M8x30 Alu, ECU	341P_1262*

#### Tip holders

Pos.	Description	Part no.
▶ 20	Tip holder M10 / L=29 mm	342P010072
21	Tip holder M8 / L=30 mm	342P008072

#### Nozzle insulators

Pos.	Description	Part no.
▶ 30	Nozzle insulator glasfiber	346P054860

#### Gas nozzles

Pos.	Description	Part no.
▶ 40	Nozzle conical diam. 16 mm L=80.5mm	345P922171
41	Nozzle conical diam. 16 mm L=80.5mm, HD	345P922271

#### Spare parts

Pos.	Description	Part no.
50	Torch neck TBi 8G, 40° (Version 2010)	163P101008
51	Insulating washer	130P002003
52	Hex nut M14x1	600P002025
60	Handle blue, cpl. kit (TBi 8G 2010)	380P220414
61	Cross recessed screw M3.5x14	100P008413
62	Trigger, red, 2 poles	385P021016
70	TBi-Flex coaxial cable 70 sqmm (8G)	357P7022_0*
71	Hex nut M14x1	700P002046
72	Cable support 3 parts cpl. with spring	701P101071
73	Adaptor nut	701P001013
74	Central adaptor RGZ cpl., moveable pins	701P001058
75	Centering bolt M14x1 RGZ / RWZ	701P002083
76	O-ring 4.0x1.0 mm (gas nipple)	365P100040

Pos. Description

Part no.

80	Cable lug, flat	375P000023
81	Insulated connector, male, round	375P000004
82	Insulated connector, female, round	375P000003
83	Slotted screw M4x6	100P008401

#### Wire guides

100	Liner w/ insulation orange (x.40 m) for wire 1.6-2.0	324P2863_4*
▶ 100	Liner w/ insulation black (x.40 m) for wire 1.6-2.4	324P3570_4*
100	Liner w/ insulation grey (x.40 m) for wire 2.4-3.2	324P4570_4*
110	PTFE-liner white (x.50 m) for wire 1.6-2.8	326P4060_5*
111	Collet for liners 4.0x6.0	331P040060
112	O-ring 5.0x1.5 mm	365P150050

#### Please note

For older version torches with separate gas line, the following spare parts must be used

-	Torch neck TBi 8G, 40° (old version)	163P101004
60	Handle blue, cpl. kit (TBi 8G)	380P220404

▶ = Standard equipment

\* At the blank, please insert suitable information for torch length or wire diameter, e.g. 08 for 0.8 mm or 3 for 3 m.

© 2012 TBI Industries GmbH. All rights reserved. Subject to change without notice. Warranty only when using original TBI consumables and spare parts. Excerpts and reprints not permitted.  
Nr. DOKP112142, 07/2012.

TBI Industries GmbH  
Ruhberg 14  
D-35463 Fernwald-Steinbach  
P.O. Box 67  
D-35461 Fernwald-Steinbach

Tel. + 49 6404 9171-0  
Fax. + 49 6404 9171-40  
Internet: [www.tbi-industries.com](http://www.tbi-industries.com)  
E-mail: [info@tbi-industries.com](mailto:info@tbi-industries.com)